

COLORADO BOWL HISTORY

Colorado Bowl Scoreboard (Won 12, Lost 15)

Bowl	Opponent	Result	Attend.	Rank CU Opp	CU FD	Rushing att yds td	Passing a-c-i yds td	Tot Off no yds	Opp FD	Rushing att yds td	Passing a-c-i yds td	Tot Off no yds	TV	
1938	Cotton	Rice	L 14-28	35,000	— 18	6	38 47 0	6- 1-2 8 1	44 55	20	52 254 1	20-11-2 158 3	72 412
1957	Orange	Clemson	W 27-21	72,552	20 19	16	52 279 4	4- 2-0 27 0	56 306	14	60 217 3	9- 4-2 25 0	69 242	NBC
1962	Orange	Louisiana State	L 7-25	62,391	6 4	7	16 24 0	39-12-0 105 0	55 129	19	57 234 2	18- 8-3 109 0	75 343	NBC
1967	Bluebonnet	Miami, Fla.	W 31-21	30,156	14 18	21	56 273 4	21-10-1 82 1	77 355	14	33 143 1	28-10-0 113 1	61 256	ABC
1969	Liberty	Alabama	W 47-33	50,144	— —	29	70 473 5	16- 6-3 90 0	86 563	24	46 155 3	34-14-0 212 2	80 367	ABC
1970	Liberty	Tulane	L 3-17	44,500	19 —	13	57 155 0	7- 3-1 20 0	64 175	15	52 213 2	9- 3-1 28 0	61 241	ABC
1971	Bluebonnet	Houston (N)	W 29-17	54,720	7 15	24	62 336 3	17- 7-1 62 1	79 398	19	50 219 2	25-11-1 173 0	75 392	ABC
1972	Gator	Auburn	L 3-24	71,114	13 6	14	29 63 0	33-20-2 204 0	62 267	13	58 153 1	8- 5-0 80 2	66 233	ABC
1975	Bluebonnet	Texas	L 21-38	52,728	10 9	21	51 117 1	26-17-3 177 2	77 294	15	52 171 3	5- 4-0 66 1	57 237	ABC
1977	Orange	Ohio State (N)	L 10-27	65,537	12 11	12	40 134 0	23- 8-2 137 1	63 271	21	71 271 3	7- 2-0 59 0	78 330	NBC
1985	Freedom	Washington	L 17-20	30,961	— —	15	58 190 1	10- 2-0 44 1	68 234	20	43 207 2	26-15-1 141 0	69 348	Lorimar
1986	Bluebonnet	Baylor	L 9-21	40,470	— —	12	47 83 1	14- 7-1 111 0	61 194	12	43 114 2	28-14-2 165 1	71 279	Raycom
1988	Freedom	Brigham Young (N)	L 17-20	35,941	— —	20	60 273 2	15- 5-2 64 0	75 337	23	42 152 0	28-15-1 168 2	70 320	Raycom
1990	Orange	Notre Dame (N)	L 6-21	81,191	1 4	16	46 217 1	13- 4-2 65 0	59 282	18	52 279 3	9- 5-0 99 0	61 378	NBC
1991	Orange	Notre Dame (N)	W 10- 9	77,062	1 5	19	54 186 1	19- 9-0 109 0	73 295	18	35 123 1	31-13-3 141 0	66 264	NBC
1991	Blockbuster	Alabama (N)	L 25-30	52,644	15 8	8	30 -11 1	30-11-1 210 2	60 199	19	64 153 0	17-12-1 154 3	81 307	CBS
1993	Fiesta	Syracuse	L 22-26	70,224	10 6	19	31 153 1	43-17-3 217 2	74 370	15	44 201 2	12- 5-1 64 0	56 265	NBC
1993	Aloha	Fresno State	W 41-30	44,009	17 24	19	46 271 4	15- 8-0 124 0	61 395	32	25 3 1	63-37-1 523 2	88 526	ABC
1995	Fiesta	Notre Dame	W 41-24	73,968	4 —	18	39 246 4	21-12-0 226 1	60 472	22	45 149 0	35-18-1 259 3	80 408	NBC
1996	Cotton	Oregon	W 38- 6	58,214	7 12	16	41 170 3	27-12-2 143 2	68 313	16	29 96 0	44-21-2 162 0	73 258	CBS
1996	Holiday	Washington (N)	W 33-21	54,749	8 13	24	30 43 0	45-25-0 371 3	75 414	18	37 138 2	37-21-1 203 0	74 341	ESPN
1998	Aloha	Oregon	W 51-43	34,803	— 21	13	35 176 0	24-12-0 221 4	59 397	27	35 79 4	46-24-1 456 2	81 535	ABC
1999	Insight.com	Boston College	W 62-28	35,762	— 25	29	50 347 4	27-16-1 176 1	77 523	12	35 96 1	35-14-3 159 1	70 255	ESPN
2002	Fiesta	Oregon	L 16-38	74,118	3 2	20	31 49 1	47-24-3 279 1	78 328	22	28 150 1	42-28-1 350 4	70 500	ABC
2002	Alamo	Wisconsin (N) (OT)	L 28-31	50,690	14 —	13	44 123 1	18- 9-3 77 2	62 200	21	51 193 2	24-12-1 163 2	75 356	ESPN
2004	Houston	Texas-El Paso	W 33-28	27,235	— —	23	44 157 1	33-24-0 333 2	77 490	19	27 34 2	42-22-2 328 2	69 362	ESPN
2005	Champ Sports	Clemson	L 10-19	31,470	— 23	10	29 17 0	24-11-0 107 1	53 124	17	38 160 2	29-21-1 205 0	67 365	ESPN

ALL-TIME BOWL APPEARANCES

1.	Alabama	54
2.	Tennessee	46
2.	Texas	46
4.	Southern California	45
5.	Nebraska	44
6.	Georgia	42
7.	Oklahoma	40
8.	Penn State	39
9.	Louisiana State	38
9.	Michigan	38
9.	Ohio State	38
12.	Arkansas	35
12.	Florida State	35
12.	Georgia Tech	35
15.	Florida	34
16.	Auburn	33
17.	Miami, Fla.	31
17.	Mississippi	31
19.	Texas Tech	30
20.	Clemson	29
20.	Texas A&M	29
20.	Washington	29
23.	Notre Dame	28
23.	UCLA	28
25.	Colorado	27
26.	West Virginia	26
27.	North Carolina	25
27.	BYU	25
29.	Missouri	24
29.	Pittsburgh	24

BOWL GAME MOST VALUABLE PLAYERS

1938 Cotton	Byron White, B	1996 Cotton	Herchell Troutman, TB
1967 Bluebonnet	Bobby Anderson, QB		Marcus Washington, CB
1969 Liberty	Bobby Anderson, TB	1996 Holiday	Koy Detmer, QB
1971 Bluebonnet	Charlie Davis, TB		Nick Ziegler, DE
1972 Gator	Mark Cooney, DT	1998 Aloha	Mike Moschetti, QB
1985 Freedom	Barry Helton, P	1999 Insight.com	Cortlen Johnson, TB
1986 Bluebonnet	Mark Hatcher, QB		Jashon Sykes, ILB
1988 Freedom	Eric Bieniemy, TB	2002 Fiesta	*Roman Hollowell, WR
1990 Orange	Darian Hagan, QB	2002 Alamo	*Zac Colvin, QB
1991 Orange	Charles S. Johnson, QB	2004 Houston	Joel Klatt, QB
1993 Aloha	Rashaan Salaam, TB		Tom Hubbard, FS
1995 Fiesta	Kordell Stewart, QB		
	Shannon Clavelle, DT		

(*—Sportsmanship Award)

BOWL GAME RECORDS INVOLVING COLORADO

INDIVIDUAL

Longest Punt Return—88, Ben Kelly vs. Boston College, 1999 Insight.com Bowl

Longest Interception Return—95, Marcus Washington vs. Oregon, 1996 Cotton Bowl

TEAM

Most Points Scored, First Half—45, Colorado vs. Boston College, 1999 Insight.com Bowl

Most First Downs Rushing, Both Teams—36, Colorado (24) vs. Alabama (12), 1969 Liberty Bowl

1938 COTTON BOWL

Jan. 1, 1938 at Dallas, Texas

Rice 28

Colorado 14

In Colorado's first bowl appearance ever, the Buffaloes fell short to Rice 28-14, in the second annual Cotton Bowl. Other than the Rose Bowl, which began in 1902, bowls were relatively new in college football, as the Orange and Sugar came on the scene in 1935 and then the Cotton in 1937, with those four games considered the cream of the crop for the next 50 years.

The Buffs, champions of the Rocky Mountain Conference with an 8-0 overall record, were heavy underdogs ("4 to 1" according to newspaper articles at the time) to the Southwest Conference champion Owls, who entered the game with a 5-3-2 mark, but 5-1-1 down the stretch of the season.

It was a one-man show for both teams, as All-Americans Byron "Whizzer" White (Colorado) and Ernie Lain (Rice) dominated for their respective squads. White was involved in both Colorado scores and Lain in all four Owl touchdowns.

CU sprinted to a 14-0 advantage in the first quarter, when White threw an eight-yard touchdown pass to Joe Antonio for the first TD, and then returned an interception 47 yards for a score five minutes later. Rice battled back and scored 21 second-quarter points to take a 21-14 lead at the half. Lain threw two touchdown passes and ran for another score.

The Owls, also called the "Feathered Flock" at the time, added the game's final score in the middle of the third quarter when Frank Steen caught an 11-yard pass from Lain. One of the major differences in the game came down to

offensive style, as the passing game was much further along in the southwest and it showed in the statistics, as Rice had 158 yards passing as compared to just eight for Colorado.

Still, accounts at the time in the newspapers in both Colorado and Texas praised the CU effort, and Buff coach Bunnie Oakes blamed the outcome on CU's quick start. He told the team and reporters that things might have turned out differently had CU not gone up 14-0 and then relaxed, figuring it was easy to score. But Rice's only two turnovers had set up both Colorado scores, and the Owls didn't punt until their first series of the second half.

Lain and White were both named the outstanding players of the game.




Byron White

Colorado	14	0	0	0	—	14
Rice.....	0	21	7	0	—	28

CU—Antonio 8 pass from White (White kick)	7-0	8:00	1Q
CU—White 47 interception return (White kick)	14-0	3:00	1Q
Rice—Schuehle 13 pass from Lain (Vestal kick)	14-7	14:00	2Q
Rice—Lain 3 run (Vestal kick)	14-14	9:00	2Q
Rice—Cordill 37 pass from Lain (Vestal kick)	14-21	3:00	2Q
Rice—Steen 11 pass from Lain (Vestal kick)	14-28	7:00	3Q

Attendance: 35,000
Time: N/A
Weather: 50 degrees, clear skies



1957 ORANGE BOWL

Jan. 1, 1957 at Miami, Fla.

Colorado 27

Clemson 21

Big Seven runner-up Colorado stormed out of the chute and had Atlantic Coast champion Clemson down 20-0 at the half as 72,552 fans yawned and went for refreshments at the 23rd Orange Bowl Classic.

But a lot of those drinks were spilled in the second half as Clemson rallied to take a 21-20 lead in the final period before the resurgent Buffs buckled up and drove for the winning score to take their first bowl triumph in history by a 27-21 score.

Fumbles, eight of them, three lost to Clemson, were a nemesis Colorado managed to overcome in the school's first national television appearance in history. One at the goal line at the end of the first half perhaps prevented CU being able to put the game away, and one on its own 27 with three minutes remaining in the game gave the Tigers one last shot to pull out the win.

Dal Ward's Buffaloes got first half touchdowns from John Bayuk, Howard Cook and Boyd Dowler to take the seemingly safe 20-point halftime lead. But Frank Howard's Tigers roared back to go ahead by 21-20 with 11:12 left in the game on a one-yard run by fullback Bob Spooner.



But the Buffs sucked it up and drove 53 yards for the winning score after a Clemson onside kick attempt following the score had failed. Eddie Dove carried four times and Bayuk three in the drive, with Bayuk getting the TD from the one-yard line with 7:13 left to play. Ellwin Indorf's kick gave

CU what proved to be the winning margin.

With less than three minutes to go and facing a 2nd-and-9 on the Buff 26, Clemson's Charlie Bussey was intercepted at the 17 by Bob Stransky, nailing down the decision for the Buffs.

Colorado	0	20	0	7	—	27
Clemson	0	0	14	7	—	21

CU—Bayuk 2 run (Indorf kick)	7-0	9:08	2Q
CU—Dowler 6 run (Cook kick)	14-0	6:53	2Q
CU—Cook 26 run (kick failed)	20-0	4:02	2Q
Clemson—Wells 3 run (Bussey kick)	20-7	6:07	3Q
Clemson—Wells 58 run (Bussey kick)	20-14	0:27	3Q
Clemson—Spooner 1 run (Bussey kick)	20-21	11:12	4Q
CU—Bayuk 1 run (Indorf kick)	27-21	7:13	4Q

Attendance: 72,552
Time: N/A
Weather: 75 degrees, clear skies, 5 mph winds (S)

TEAM STATISTICS

	COLORADO	RICE
First Downs	6	20
Third Down Efficiency	3-11	5-12
Fourth Down Efficiency	0-1	0-0
Rushes—Net Yards	38-47	52-254
Passing Yards.....	8	158
Passes (Att-Comp-Int).....	6-1-2	20-11-2
Total Offense.....	55	412
Return Yards	60	64
Punts: No-Average.....	9-41.2	3-20.0
Fumbles: No-Lost.....	2-0	3-1
Penalties/Yards	3/15	9/65
Quarterback Sacks—Yards	N/A	N/A
Time Possession.....	N/A	N/A

INDIVIDUAL STATISTICS

Rushing—Colorado: White 23-54, Cheney 9-19, Antonio 2-4, Hill 1-1, Reeves 1-minus 5, Hickey 2-minus 26. **Rice:** Lain 14-78, Vickers 13-55, Cordill 7-44, Schuehle 4-25, Neece 3-18, Sullivan 4-13, Coffee 4-13, Rogers 1-4, Hancock 1-13, Mechler 1-2.

Passing—Colorado: White 5-1-2, 8; Reeves 1-0-0, 0. **Rice:** Lain 12-8-1, 123; Vickers 6-3-0, 35; Sullivan 1-0-0, 0; Coffee 1-0-1, 0.

Receiving—Colorado: Antonio 1-8. **Rice:** Steen 4-57, Cordill 3-60, Hager 2-16, Schuehle 1-13, Williams 1-12.

Punting—Colorado: White 8-41.6, Reeves 1-38.0. **Rice:** Vickers 1-38.0, Sullivan 2-11.0.

Punt Returns—Colorado: Reeves 1-10, White 1-0. **Rice:** Sullivan 4-39, Neece 1-13, Cordill 2-9, Coffee 2-minus 4.

Kickoff Returns—Colorado: White 3-65. **Rice:** Vickers 1-24, Schuehle 1-16, Hancock 1-8.

Interceptions—Colorado: White 1-47, Grove 1-3. **Rice:** Flowers 2-7.

Tackle Leaders—N/A.

TEAM STATISTICS

	COLORADO	CLEMSON
First Downs	16	14
Third Down Efficiency	3-10	9-19
Fourth Down Efficiency	1-1	1-2
Rushes—Net Yards	52-279	60-217
Passing Yards.....	27	25
Passes (Att-Comp-Int).....	4-2-0	9-4-2
Total Offense.....	306	242
Return Yards	76	5
Punts: No-Average.....	5-36.6	7-37.9
Fumbles: No-Lost.....	8-3	0-0
Penalties/Yards	5/55	4/40
Quarterback Sacks—Yards	N/A	N/A
Time Possession.....	N/A	N/A

INDIVIDUAL STATISTICS

Rushing—Colorado: Bayuk 23-121, Stransky 7-59, Dove 6-36, Cook 6-35, Dowler 6-16, Herbst 1-7, Becker 1-4, Morley 2-1. **Clemson:** Wells 18-125, Spooner 18-65, Hayes 9-28, Coleman 5-10, Lawrence 2-3, Horne 1-0, Dukes 1-0, Bussey 4-minus 4, Turbeville 2-minus 10.

Passing—Colorado: Morley 1-1-0, 18; Stransky 1-1-0, 9; Cook 1-0-0, 0; Dowler 1-0-0, 0. **Clemson:** Bussey 8-3-2, 9; Turbeville, 1-1-0, 16.

Receiving—Colorado: Clarke 1-18, Dowler 1-9. **Clemson:** Lawrence 1-16, Smith 1-16, Horne 2-minus 7.

Punting—Colorado: Stransky 1-44.0, Dowler 4-34.8. **Clemson:** Turbeville 4-30.5, Bussey 3-47.7.

Punt Returns—Colorado: Stransky 1-15, Dove 1-8. **Clemson:** Coleman 1-5.

Kickoff Returns—Colorado: Stransky 1-24, Dowler 1-12. **Clemson:** Wells 2-34, Coleman 1-15.

Interceptions—Colorado: Stransky 2-53. **Clemson:** none.

Tackle Leaders—N/A.

1962 ORANGE BOWL

Jan. 1, 1962 at Miami, Fla.

Louisiana State 25

Colorado 7

Jittery Big Eight champion Colorado was out-classed by Louisiana State's smooth football hordes, and the Buffaloes lost a 25-7 decision in the 28th Orange Bowl Classic before 62,391 onlookers.

Coach Paul Dietzel's Southeast Conference champions built up a 5-0 first quarter lead on field goal and a safety scored when Gary Kinchen blocked a Charlie McBride punt out of the end zone. Colorado came back to grab a 7-5 lead on Buff defender Loren Schweningen's 59-yard pass interception return for a score early in the second quarter.

But the Tigers then methodically dismantled the Buffaloes, and though down by only four at halftime, one had the feeling that the struggling CU offense might not be able to get going in the second half. Colorado had only three plays, for as many yards, in the first quarter, and ran just 17 for 48 in the first half.

LSU took the lead for good in the second quarter, marching 82 yards for the score with Chuck Crawford going in from the one with 8:57 left in the first half to give the Tigers an 11-7 margin that held until the half.

The Tigers scored twice quickly in the third quarter to put the game away, going 43 yards after a poor 18-yard punt and blocking another McBride punt for a touchdown just as the period ended.

Sonny Grandelius' Buffs managed only 129 yards in total offense against the LSU "Chinese Bandit" defense, while the Tigers earned 315

yards. CU had come into the game with a 9-1 mark, losing only to Utah and winning all seven Big Eight games to claim its first league crown.

Colorado	0	7	0	0	—	7
Louisiana State	5	6	14	0	—	25

LSU—Harris 30 FG	0-3	6:59	1Q
LSU—Safety, Kinchen blocked punt out of end zone	0-5	4:43	1Q
CU—Schweninger 59 interception return (Hillebrand kick)	7-5	12:54	2Q
LSU—Crawford 1 run (run failed)	7-11	8:57	2Q
LSU—Field 9 run (Harris kick)	7-18	10:34	3Q
LSU—Sykes recovered blocked punt in end zone (Harris kick)	7-25	0:26	3Q

Attendance: 62,391
Time: N/A

Weather: 67 degrees, humid, clear skies, 10 mph winds (SW)



TEAM STATISTICS

	COLORADO	LOUISIANA STATE
First Downs	7	19
Third Down Efficiency	3-16	10-16
Fourth Down Efficiency	1-4	1-1
Rushes—Net Yards	16-24	57-206
Passing Yards	105	109
Passes (Att-Comp-Int)	39-12-0	18-8-3
Total Offense	129	315
Return Yards	77	0
Punts: No-Average	8-22.1	4-33.8
Fumbles: No-Lost	2-1	2-1
Penalties/Yards	5/35	7/65
Quarterback Sacks—Yards	N/A	N/A
Time Possession	N/A	N/A

INDIVIDUAL STATISTICS

Rushing—Colorado: Schweningen 5-9, Weidner 1-6, Mavity 3-4, Woods 4-3, Harris 3-2. **LSU:** Gros 10-55, Field 8-36, Harris 6-26, Stovall 5-24, Amedee 9-20, Cranford 9-20, Wilkins 6-19, Campbell 3-6, Neck 1-0.

Passing—Colorado: Weidner 36-11-0, 98; Montera 3-1-0, 7. **LSU:** Amedee 12-6-2, 88; Field 6-2-1, 21.

Receiving—Colorado: Hillebrand 4-52, Meadows 3-24, Mavity 2-15, Schweningen 2-7, Coleman 1-7. **LSU:** Wilkins 3-58, Campbell 3-30, Harris 1-14, Stovall 1-7.

Punting—Colorado: McBride 6-28.5 (38 long), Team 2-0. **LSU:** Stovall 4-33.8 (49 long).

Punt Returns—Colorado: Crabb 1-9, Woods 1-1. **LSU:** Harris 1-0.

Kickoff Returns—Colorado: Harris 2-27, Woods 1-17. **LSU:** Campbell 1-18, Harris 1-17.

Interceptions—Colorado: Schweningen 1-59, Harris 1-8, Crabb 1-0. **LSU:** none.

Tackle Leaders—N/A.

1967 BLUEBONNET BOWL

Dec. 31, 1967 at Houston, Texas

Colorado 31

Miami, Fla. 21

Sophomore quarterback Bobby Anderson ignored a painful ankle injury and ignited Colorado's 31-21 victory over Miami, Fla. at Rice Stadium in the 9th annual Bluebonnet Bowl.

One of the more entertaining games of the '67 bowl season, there were five lead changes and neither team had a two-score lead until Wilmer Cooks put the game away with a 2-yard touchdown run with just 62 seconds to play.

Anderson, the 19-year-old Boulder-bred signal caller, led the Buffaloes on an 80-yard TD march in the third period to give the Herd a 17-14 lead. Then, after the Hurricanes recaptured the lead on the first play of the fourth quarter, Anderson sped 38 yards for a touchdown with 6:55 left in the game to put CU back ahead by 24-21. Anderson then took the Buffs 34 yards for the clinching score with 1:02 to play (Cooks' run) after Isaac Howard had picked off a Miami pass at the Hurricane 43-yard line and returned it nine yards.

The Buffs opened the scoring on a 7-yard run by Larry Plantz with just under five minutes left in the first

quarter, as it took CU just two plays to capitalize on a Miami fumble. The Hurricanes answered that score on their next possession, and then took a 14-7 lead on a 77-yard interception return for a touchdown by Jimmy Dye.

Anderson was the complete player in winning game MVP honors, running for 108 yards on 17 carries, scoring two touchdowns, and com-

pleting 5-of-10 passes for 49 yards. Oddly, Anderson did not start the game, giving way to fleet Dan Kelly because of his bothersome ankle. Bobby entered the game in the second period after Miami went in front.

Colorado	7	3	7	14	—	31
Miami, Fla.	0	14	0	7	—	21

CU—Plantz 7 run (Farler kick)	7-0	4:46	1Q
Miami—Mira 2 run (Harris kick)	7-7	14:12	2Q
Miami—Dye 77 interception return (Harris kick)	7-14	5:46	2Q
CU—Farler 31 FG	10-14	0:07	2Q
CU—B.Anderson 2 run (Bartelt kick)	17-14	11:11	3Q
Miami—Daanen 9 pass from Miller (Harris kick)	17-21	14:55	4Q
CU—B.Anderson 38 run (Farler kick)	24-21	6:55	4Q
CU—Cooks 2 run (Farler kick)	31-21	1:02	4Q

Attendance: 30,156
Time: N/A

Weather: 53 degrees, clear skies, 9 mph winds (NNW)



TEAM STATISTICS

	COLORADO	MIAMI, FLA.
First Downs	21	14
Third Down Efficiency	7-15	2-12
Fourth Down Efficiency	0-0	2-2
Rushes—Net Yards	56-283	33-120
Passing Yards	82	113
Passes (Att-Comp-Int)	21-10-1	28-10-2
Total Offense	365	233
Return Yards	33	72
Punts: No-Average	3-32.5	7-37.7
Fumbles: No-Lost	2-0	2-1
Penalties/Yards	2/10	9/75
Quarterback Sacks—Yards	2-15	5-48
Time Possession	34:39	25:21

INDIVIDUAL STATISTICS

Rushing—Colorado: B.Anderson 17-108, Cooks 17-74, Plantz 7-56, Kelly 12-38, Farler 3-minus 3. **Miami:** Acuff 8-38, Opalsky 12-38, Olivo 8-25, Miller 1-11, McGee 1-6, Mira 3-2.

Passing—Colorado: Kelly 11-5-1, 33; B.Anderson 10-5-0, 49. **Miami:** Miller 14-5-2, 75; Olivo 14-5-0, 38.

Receiving—Colorado: Huber 6-52, Pruitt 2-26, Corson 1-5, Plantz 1-1. **Miami:** Daanen 4-56, Cox 2-29, McGee 2-14, Smith 1-11, Acuff 1-3.

Punting—Colorado: B.Anderson 7-34.9, Kelly 1-24.0. **Miami:** Collins 7-37.7.

Punt Returns—Colorado: D.Anderson 1-12, Greer 2-12. **Miami:** Robinson 1-minus 5.

Kickoff Returns—Colorado: Plantz 1-26, Kuxhaus 1-15. **Miami:** Acuff 5-76, Russo 1-15, Opalsky 0-49 (lateral).

Interceptions—Colorado: Howard 1-9, Greer 1-0. **Miami:** Dye 1-77.

Tackle Leaders—Colorado: Bynum 13,2—15; Bosch 10,2—12; Greer 8,4—12; D.Anderson 7,4—11. **Miami:** Hendricks 9,8—17; Tatarek 7,2—9; Dye 6,3—9; Barnett 7,1—8.

1969 LIBERTY BOWL

Dec. 13, 1969 at Memphis, Tenn.

Colorado 47

Alabama 33


All-American tailback Bobby Anderson and his herd of Bison stampeded into Memphis and outslugged Alabama, 47-33, before 50,042 fans and a nationwide television audience in the 11th annual Liberty Bowl.

The 80 combined points by the teams marked the most ever scored in a major bowl game, and the second most at the time in any NCAA postseason game, surpassed only by the 91 points scored in the 1968 Tangerine Bowl (a 49-42 Richmond win over Ohio U.).

Anderson, a bullish 6-0, 208-pounder, capped his All-America campaign by rushing for a Liberty Bowl record 254 yards and scoring three touchdowns. It gave him a total of 5,017 yards in total offense for his career and enabled him to become the first Big Eight player ever to hit the 5,000-yard mark for a career, including bowl games.

Fullback Ward Walsh scored twice on short runs, Dave Haney kicked a 30-yard field goal, Anderson scored from the two, and Steve Engel and Bob Masten collaborated on a 91-yard kickoff return as CU stormed to take a 33-31 lead with two third quarter touchdowns, but CU blitzed 'Bama for 16 unanswered points in the final stanza to post the win.

Defensively, the Buffaloes harassed two Tide quarterbacks all afternoon, posting eight sacks, several knock-downs and seven pass deflections. End Bill Brundige was in on five sacks for 41 yards in losses.



It was the only match up between college coaching legends, as Eddie Crowder's Buffaloes prevailed over Paul "Bear" Bryant's Crimson Tide. It was a classic, as 'Bama stormed back from 17- and 12-point deficits, but CU's resiliency won out.

A total of 16 new Liberty bowl records were set in the long and exciting afternoon in Memphis Memorial Stadium before the ABC-TV cameras.

Colorado	10	21	0	16	—	47
Alabama	0	19	14	0	—	33

CU—Walsh 13 run Haney kick)	7- 0	11:36	1Q
CU—Haney 30 FG	10- 0	4:54	1Q
CU—Anderson 3 run (Haney kick)	17- 0	12:38	2Q
Alabama—Hunter 31 run (Buck kick)	17- 7	10:13	2Q
Alabama—Ranager 6 run (pass failed)	17-13	4:49	2Q
CU—Walsh 15 run (Haney kick)	24-13	2:38	2Q
Alabama—Musso 2 run (run failed)	24-19	1:01	2Q
CU—Engel 91 kickoff return (Haney kick)	31-19	0:46	2Q
Alabama—Langston 55 pass from Hayden (Buck kick)	31-26	13:39	3Q
Alabama—Musso 10 pass from Hayden (Buck kick)	31-33	7:47	3Q
CU—Anderson 2 run (Haney kick)	38-33	10:57	4Q
CU—Safety, Hayden tackled in end zone by Brundige and Orvis	40-33	2:48	4Q
CU—Anderson 3 run (Haney kick)	47-33	0:45	4Q

Attendance: 50,042

Time: N/A

Weather: 55 degrees, clear skies, 15 mph winds (SW)

TEAM STATISTICS

	COLORADO	ALABAMA
First Downs	29	24
Third Down Efficiency	5-13	6-17
Fourth Down Efficiency	2-3	1-2
Rushes—Net Yards	70-473	46-155
Passing Yards	90	212
Passes (Att-Comp-Int)	16-6-3	34-14-0
Total Offense	563	367
Return Yards	18	5
Punts: No-Average	2-37.5	7-41.0
Fumbles: No-Lost	3-2	2-0
Penalties/Yards	8/94	2/24
Quarterback Sacks—Yards	8-68	1-1
Time Possession	30:57	29:03

INDIVIDUAL STATISTICS

Rushing—Colorado: Anderson 35-254, Bratten 19-111, Walsh 12-59, Whitaker 1-43, Engel 2-4, Dal Porto 1-2. **Alabama**: Musso 23-107, Seay 7-53, Hunter 4-7, Ranager 1-6, Jilleba 1-2, Sawyer 1-minus 5, Hayden 9-minus 15.

Passing—Colorado: Bratten 11-3-3, 49; Anderson 4-3-0, 41; Robert 1-0-0, 0. **Alabama**: Hayden 21-8-0, 164; Hunter 13-6-0, 48.

Receiving—Colorado: Masten 2-35, Dal Porto 2-29, Pruett 1-15, Huber 1-11. **Alabama**: Bailey 3-43, Musso 3-22, Langston 2-64, Seay 2-20, Sawyer 1-33, Doran 1-26, Ranager 1-9, Jilleba 1-minus 5.

Punting—Colorado: Robert 2-37.5. **Alabama**: Mann 7-41.0.

Punt Returns—Colorado: Harris 1-13, Murphy 1-5. **Alabama**: Sasser 1-5.

Kickoff Returns—Colorado: Engel 3-122, Riegel 2-38, Murphy 1-28, Anderson 1-23, Masten 1-11. **Alabama**: Moore 3-50, Ranager 2-54, Musso 2-23, Wilder 1-0.

Interceptions—Colorado: none. **Alabama**: Gilbert 1-0, James 1-0, Williams 1-0.

Tackle Leaders—Colorado: Brundige 6,9—15; Collins 3,11—14; Irwin 4,7—11; Ogle 1,10—11; Orvis 2,7—9; Blanchard 2,7—9. **Alabama**: Samples 3,13—16; Duke 4,10—14; Gilbert 4,10—14; Parkhouse 2,11—13.

1970 LIBERTY BOWL

Dec. 12, 1970 at Memphis, Tenn.

Tulane 17

Colorado 3

Hungry Tulane ruined Colorado's return to the Liberty Bowl and the Green Wave walked off with a stunning 17-3 upset of the Buffs as 44,640 fans shivered in the cold at the 12th annual event at Memphis Memorial Stadium.

Colorado, playing without injured quarterback Jim Bratten, and going with sophomore Paul Arendt, mounted little offense and fell to the emotional Tulane effort. CU had come into the game with just a 6-4 record, but had upset powers Penn State and Sugar Bowl-bound Air Force during the season. Tulane used the win to improve to 8-4 on the year and added CU to the list of impressive teams it had beaten, including Georgia, Illinois, North Carolina and Miami, Fla.

CU's only points came on a 32-yard second quarter field goal from Dave Haney as the Buffs managed only 175 yards in total offense after leading the Big Eight with a per-game average of almost 425 yards. Tulane's David Abercrombie returned a second half kickoff 66 yards and scored himself on runs of two and four yards to cap drives that broke a 3-3 half-time tie and sent Tulane to its eighth win of the year. Linebacker Rick Kingrea set up the second tally with a 44-yard interception return off Arendt in the final period.



The game was a total contrast to the '69 Liberty Bowl, where CU and Alabama combined for 80 points and 930 yards. This affair saw just 20 points make it to the scoreboard on just 416 yards of offense.

Colorado	0	3	0	0	—	3
Tulane	3	0	7	7	—	17

Tulane—Gibson 19 FG	0- 3	1:36	1Q
CU—Haney 32 FG	3- 3	8:08	2Q
Tulane—Abercrombie 2 run (Gibson kick)	3-10	13:18	3Q
Tulane—Abercrombie 4 run (Gibson kick)	3-17	8:04	4Q

Attendance: 44,640

Time: N/A

Weather: 37 degrees, clear skies, 10-15 mph winds (N)

TEAM STATISTICS

	COLORADO	TULANE
First Downs	13	15
Third Down Efficiency	7-16	4-14
Fourth Down Efficiency	0-1	0-2
Rushes—Net Yards	57-155	52-213
Passing Yards	20	28
Passes (Att-Comp-Int)	7-3-1	9-3-1
Total Offense	175	241
Return Yards	28	56
Punts: No-Average	7-42.9	6-38.5
Fumbles: No-Lost	4-1	4-0
Penalties/Yards	5/52	5/39
Quarterback Sacks—Yards	2-14	3-29
Time Possession	32:08	27:52

INDIVIDUAL STATISTICS

Rushing—Colorado: Arendt 29-65, Tarver 11-54, Walsh 8-26, Keyworth 6-16, Branch 1-4, Stearns 1-minus 2, Brunson 1-minus 8. **Tulane**: Abercrombie 25-128, Marshall 13-87, Corn 1-4, Lachaussee 2-3, LeBlanc 1-2, M.Walker 10-minus 11.

Passing—Colorado: Arendt 7-3-1, 20. **Tulane**: Walker 8-3-1, 28; Lachaussee 1-0-0, 0.

Receiving—Colorado: Dal Porto 2-17, Masten 1-3. **Tulane**: Barrios 2-34, Abercrombie 1-minus 6.

Punting—Colorado: Stearns 7-42.9 (56 long). **Tulane**: Sanders 6-38.5 (44 long).

Punt Returns—Colorado: none. **Tulane**: Bullard 1-7, Williams 1-7, Murphy 2-minus 2.

Kickoff Returns—Colorado: Branch 4-80. **Tulane**: Abercrombie 1-66, Ewing 1-22.

Interceptions—Colorado: Murphy 1-28. **Tulane**: Kingrea 1-44.

Tackle Leaders—Colorado: Smith 8,3—11; Stavely 8,2—10; Ogle 5,5—10; Murphy 7,0—7; Drake 6,1—7; Irwin 6,1—7. **Tulane**: Hester 7,8—15; Kingrea 9,3—12; J.Walker 7,2—9; Stark 6,3—9; Young 6,3—9.

1971 BLUEBONNET BOWL

Dec. 31, 1971 at Houston, Texas

Colorado 29
Houston 17

Colorado sophomore tailback Charlie Davis returned to his hometown and ripped host Houston for a whopping 202 yards on 37 carries as the Buffs whipped the Cougars, 29-17, in the 13th annual Astro-Bluebonnet Bowl Classic at the Astrodome.

Davis scored twice and was a one-man show in the first half. CU took a 23-14 lead into the dressing rooms. CU marched 70 yards in nine plays on the games first possession, and thanks to a 27-yard run by Davis, took a 7-0 lead less than four minutes into the game. After a pair of Robert Newhouse runs spotted Houston a 14-7 after the first quarter, but CU answered with a 16-point second quarter. A touchdown pass of five yards from Ken Johnson to Larry Brunson, a 32-yard field goal by J. B. Dean, and another TD run by Davis enabled the Buffs to take the nine-point halftime lead.

Houston, behind the running of Newhouse, roared back to narrow the margin to 23-17 with 2:16 left in the third quarter as Mike Terrell kicked a 29-yard field goal. Newhouse, who lost out to Davis for the game's MVP Award, had 168 yards on 35 carries and also scored twice.



Safety John Stearns was a Colorado hero in the fourth period, making the gutsiest fourth down play in school history. On a fourth-and-9 from the Buff 10, he surprised everyone, including the Buff coaching staff, by sprinting 12 yards for a crucial first down after Houston had turned the momentum around and narrowed the margin to just a

touchdown on the Terrell field goal. Stearns then knocked down a sure TD pass on fourth down with the Cougars at the CU nine. The Buffs turned that one around and marched for the clinching tally with 3:48 left in the game.

CU finished the season with a 10-2 mark, its only setbacks coming at the hands of national champion Nebraska and to No. 2 Oklahoma. In the Associated Press poll, the Buffs rose to No. 3 in the final balloting with the victory over No. 15 Houston (9-3), marking the first and only time one conference had three schools finish 1-2-3.

Colorado	7	16	0	6	—	29
Houston	14	0	3	0	—	17

CU—Davis 27 run (Dean kick)	7-0	11:24	1Q
Houston—Newhouse 2 run (Terrell kick)	7-7	5:22	1Q
Houston—Newhouse 3 run (Terrell kick)	7-14	1:14	1Q
CU—Brunson 5 pass from Johnson (kick failed)	13-14	13:20	2Q
CU—Dean 32 FG	16-14	5:03	2Q
CU—Davis 1 run (Dean kick)	23-14	1:13	2Q
Houston—Terrell 29 FG	23-17	2:16	3Q
CU—Johnson 1 run (pass failed)	29-17	3:48	4Q

Attendance: 54,720
Time: 3:06
Weather: 72 degrees in controlled environment (played in the Astrodome)

TEAM STATISTICS	COLORADO	HOUSTON
First Downs	24	19
Third Down Efficiency	12-18	6-15
Fourth Down Efficiency	1-1	3-6
Rushes—Net Yards	62-333	50-219
Passing Yards	62	173
Passes (Att-Comp-Int)	17-7-1	25-11-1
Total Offense	395	392
Return Yards	0	0
Punts: No-Average	3-32.0	2-37.5
Fumbles: No-Lost	4-0	2-2
Penalties/Yards	7/52	2/47
Quarterback Sacks—Yards	1-5	0-0
Time Possession	N/A	N/A

INDIVIDUAL STATISTICS
Rushing—Colorado: Davis 37-202, Johnson 16-81, Tarver 6-22, Branch 1-13, Stearns 1-12, Matthews 1.3. **Houston:** Newhouse 35-168, Mozisek 11-43, Mullins 4-8.

Passing—Colorado: Johnson 16-6-1, 51; Branch 1-1-0, 11. **Houston:** Mullins 25-11-1, 173.

Receiving—Colorado: Nichols 2-28, Brunson 2-16, Masten 1-14, Davis 1-3, Branch 1-1. **Houston:** Orchin 6-94, Odoms 4-51, Stanley 1-28.

Punting—Colorado: Stearns 3-32.0 (39 long). **Houston:** H.oberts 2-37.5 (41 long).

Punt Returns—Colorado: none. **Houston:** none.

Kickoff Returns—Colorado: Branch 2-45, Brunson 1-11, Nichols 1-9. **Houston:** Newhouse 3-29, Orchin 1-13, W.Roberts 1-13, Johnson 1-9.

Interceptions—Colorado: Foster 1-0. **Houston:** Hamrick 1-0.

Tackle Leaders—Colorado: Drake 8,2—10; Taibi 8,2—10; Magrum 7,3—10; Orvis 5,5—10; Havens 4,2—6; Stearns 4,1—5; Bryant 4,1—5. **Houston:** Brezina 7,3—10; Ditta 8,1—9; Stohler 8,1—9; Bolin 4,5—9; Branstetter 6,2—8.

1972 GATOR BOWL

Dec. 30, 1972 at Jacksonville, Fla.

Auburn 24
Colorado 3

Auburn, an 11-point underdog to Colorado, took command in the second period and went on to beat the Buffs, 24-3, in the 28th Gator Bowl Classic before 71,114 fans.

It was 17-0 in favor of the Tigers before CU got on the board with just 7:31 left in the game on a Freddie Lima field goal. Auburn shut off the fearsome Colorado rushing attack, limiting the Buffs to just 63 yards in 29 attempts and forced CU quarterback Ken Johnson to the air.

Auburn, sixth-ranked in the nation, took it to Colorado by capitalizing on two CU fumbles and two pass thefts. Johnson, who had directed No. 13 Colorado to an 8-3 regular season coming into the game, hit on 17 of 29 passes for 169 yards, but the Buff running game was shut down.

Garner Jett's 27-yard field goal and a fumble recovery at the Colorado 16-yard line a minute later led to the 10-0 halftime lead for Auburn. Then, in the second half, wingback Mike Fuller hit tight end Rob Spivey with a 22-yard TD pass late in the third quarter. Holder Dave Beck threw a 16-yard TD pass off a fake field goal to Dan Nugent with just 1:10 left in the game to ice the win.



The Tigers managed only 233 yards on the afternoon, including only 153 on 58 rushing attempts, or just 2.6 per attempt, as the CU defense had 11 tackles for losses totaling 36 yards. But largely due to the turnovers, Auburn's four scoring drives consumed a grand total of only 116 yards.

Auburn finished 10-1 and moved up to a number five ranking for the season.

Colorado	0	0	0	3	—	3
Auburn	0	10	7	7	—	24

Auburn—Jett 27 FG	0-3	14:16	2Q
Auburn—Whatley 1 run (Jett kick)	0-10	12:00	2Q
Auburn—Spivey 22 pass from M.Fuller (Jett kick)	0-17	3:32	3Q
CU—Lima 33 FG	3-17	7:31	4Q
Auburn—Nugent 16 pass from Beck (Jett kick)	3-24	1:10	4Q

Attendance: 71,114
Time: N/A
Weather: 70 degrees, clear skies, wind negligible

TEAM STATISTICS	COLORADO	AUBURN
First Downs	14	13
Third Down Efficiency	3-14	6-18
Fourth Down Efficiency	1-2	1-1
Rushes—Net Yards	29-63	58-153
Passing Yards	204	80
Passes (Att-Comp-Int)	33-20-2	8-5-0
Total Offense	267	233
Return Yards	3	1
Punts: No-Average	5-39.8	7-40.7
Fumbles: No-Lost	3-2	3-1
Penalties/Yards	5/47	4/30
Quarterback Sacks—Yards	2-10	0-0
Time Possession	24:44	35:16

INDIVIDUAL
Rushing—Colorado: Matthews 8-34, Davis 14-12, Johnson 6-10, Campbell 1-7. **Auburn:** R.Fuller 12-72, Linderman 15-37, Henley 18-24, Whatley 13-20.

Passing—Colorado: Johnson 29-17-2, 169; Duenas 4-3-0, 35. **Auburn:** Whatley 6-3-0, 42; M.Fuller 1-1-0, 22; Beck 1-1-0, 16.

Receiving—Colorado: Davis 7-10, Cain 4-45, Keyworth 3-55, Ellwood 3-49, Collier 2-43, Campbell 1-2. **Auburn:** Spivey 1-22, Cannon 1-17, Nugent 1-16, Henley 1-13, Gates 1-12.

Punting—Colorado: Stearns 5-39.8 (51 long). **Auburn:** Beverly 7-40.7 (54 long).

Punt Returns—Colorado: Bryant 4-3. **Auburn:** Simmons 2-1.

Kickoff Returns—Colorado: Collier 4-73, Campbell 1-17. **Auburn:** Langner 1-25, M.Fuller 1-24.

Interceptions—Colorado: none. **Auburn:** Beck 1-0, Simmons 1-0.

Tackle Leaders—Colorado: Cooney 12,1—13; Magrum 9,2—11; R.Stearns 9,1—10; Drake 5,1—6; Geist 4,1—5. **Auburn:** Newton 7,3—10; Langner 6,0—6; Beck 5,0—5; Sixley 5,0—5.

1975 BLUEBONNET BOWL

Dec. 27, 1975 at Houston, Texas

Texas 38
Colorado 21

Colorado rolled up a commanding 21-7 halftime lead over Texas, then kicked it away as the Longhorns rallied to a 38-21 win in the 17th Astro-Bluebonnet Bowl in the Houston Astrodome before 52,748.

In the first half, Colorado built up sizeable advantages in first downs (16-5), total yards (225-89), total plays (48-20) and time of possession (20:50-9:10) in building the 21-7 edge. After overcoming Texas returning the opening kickoff to the CU 14, when Russell Erxleben's 25-yard field goal was low into the line, CU fullback Terry Kunz scored on a one-yard dive with 2:29 left in the first quarter for a 7-0 lead. Quarterback David Williams threw a four-yard TD pass to Dave Logan with 12:42 left in the second period, then added a 25-yard scoring aerial to huge end Don Hasselbeck with 0:24 left in the half to provide the two touchdown margin.

But Kunz opened the second half with a costly fumble at the Buff 34 and Texas halfback Jimmy Walker scored eight plays later to make it 21-13, though CU blocked the extra point. UT end Tim Campbell blocked a CU punt a minute later and roared 25 yards for the touchdown, with a two-point conversion pass from quarterback Marty Akins to fullback Earl Campbell tying the game at 21-21 with 10:56 left in the third quarter.



Erxleben booted an NCAA bowl record 55-yard field goal with 6:25 left in the third period to give the Longhorns a 24-21 lead. Fleet Johnny Jones scored from four yards out with 3:15 left in the third period that put the Horns a 31-21, and then added an insurance score on a 7-yard run with 5:05 left in the game.

Despite 59 points being put on the scoreboard, the game really wasn't an offensive showcase. The Buffs outgained Texas by 294-237, but CU struggled on offense in the second half, gaining only 69 yards.

Colorado	7	14	0	0	—	21
Texas	0	7	24	7	—	38

CU—Kunz 1 run (MacKenzie kick)	7-0	2:29	1Q
CU—Logan 4 pass from Williams (MacKenzie kick)	14-0	12:42	2Q
Texas—Jackson 21 pass from Akin (Erxleben kick)	14-7	1:47	2Q
CU—Hasselbeck 25 pass from Williams (MacKenzie kick)	21-7	0:24	2Q
Texas—Walker 3 run (kick blocked)	21-13	10:56	3Q
Texas—T.Campbell 25 blocked punt return (E.Campbell pass from Akin)	21-21	8:37	3Q
Texas—Erxleben 55 FG	21-24	6:25	3Q
Texas—Jones 4 run (Erxleben kick)	21-31	3:15	3Q
Texas—Jones 7 run (Erxleben kick)	21-38	5:05	4Q

Attendance: 52,758

Time: 2:59

Weather: 72 degrees in controlled environment (played in the Astrodome)

TEAM STATISTICS

	COLORADO	TEXAS
First Downs	21	15
Third Down Efficiency	8-14	3-10
Fourth Down Efficiency	2-2	1-1
Rushes—Net Yards	51-117	62-171
Passing Yards	177	66
Passes (Att-Comp-Int)	26-17-3	5-4-0
Total Offense	294	237
Return Yards	-2	61
Punts: No-Average	4-24.0	2-40.0
Fumbles: No-Lost	3-2	2-2
Penalties/Yards	6/50	5/35
Quarterback Sacks—Yards	0-0	3-39
Time Possession	34:56	25:04

INDIVIDUAL STATISTICS

Rushing—Colorado: Reed 14-41, Moorehead 9-39, Kunz 10-20, Kelleher 6-18, Waddy 1-6, Mayberry 1-2, Williams 11-minus 9. **Texas:** Campbell 19-95, Jones 8-33, Walker 7-16, Suber 4-13, Akins 7-8, Aboussie 3-5, Featherstone 2-5, Rowan 1-2.

Passing—Colorado: Williams 25-17-2, 177; Austin 1-0-1, 0. **Texas:** Akins 5-4-0, 66.

Receiving—Colorado: Hasselbeck 5-84, Moorehead 3-25, Logan 3-20, Reed 3-17, Kelleher 1-14, Gaunty 1-11, Kunz 1-6. **Texas:** Jackson 2-31, Jones 1-30, Suber 1-5.

Punting—Colorado: Koleski 3-22.0 (39 long), Waddy 1-30.0. **Texas:** Erxleben 2-40.0 (41 long).

Punt Returns—Colorado: Logan 1-1, McCoy 1-minus 4. **Texas:** T.Campbell 1-25.

Kickoff Returns—Colorado: Waddy 3-70, Mayberry 2-32, Gaunty 1-15. **Texas:** Jones 1-25, Martinez 1-25, Wyatt 1-10, Jackson 1-6, Clayburn 0-76 (lateral).

Interceptions—Colorado: none. **Texas:** Johnson 1-22, Hamilton 1-14, Jette 1-0.

Tackle Leaders—Colorado: McCoy 7,5—12; Paul 3,8—11; Davis 4,6—10; Campbell 3,6—9; Johnson 4,4—8; Simpson 0,7—7. **Texas:** Johnson 3,14—17; Fenlaw 8,7—15; Hamilton 6,7—13; Clayborn 4,5—9; Jette 2,5—7; Lee 1,6—7.

1977 ORANGE BOWL

Jan. 1, 1977 at Miami, Fla.

Ohio State 27
Colorado 10

Colorado returned to the Orange Bowl as Big Eight tri-champions for the first time since 1961, but Ohio State's defense and an injury to CU middle guard Charlie Johnson in the first half killed CU's chances in a 27-10 Buckeye win before 65,537.

The Buffs got the Orange Bowl nod over Oklahoma and Oklahoma State by virtue of their wins over both schools as all finished with 5-2 league records. CU came into the game ranked No.12, while Ohio State, the Big 10 runner-up, was 8-2-1 and ranked No. 11.

Colorado opened with a bang, getting ahead 10-0 in the first quarter on a 26-yard field goal by Mark Zetterberg with 5:56 elapsed, then a touchdown pass of 11 yards from sophomore quarterback Jeff Knapple to wingback Emery Moorehead with 3:43 left. At that point, CU held a 114-to-minus 7 edge in total offense and had run 19 plays to just 6 for OSU. But Johnson, who had a quarterback sack and a pass pressure in those six plays, went down with a broken ankle. Ohio State coach Woody Hayes substituted fleet Rod Gerald at quarterback for a harassed Tom Pacenta and the Buckeye offense came alive in the second quarter.



OSU tailback Jeff Logan rambled for a 36-yard touchdown up the middle as the first period came to an end, then the Buckeyes tied it on a 28-yard field goal by Tom Skladany with 9:29 left in the half.

Ohio State engineered a 99-yard drive, capped by fullback Pete Johnson's three-yard run, with 0:20 left in the half to take a 17-10 lead into intermission. That advantage stood up until Skladany added another 20-yard field goal with 2:30 left in the third quarter to make it 20-10 in favor of OSU.

The Buffs could not do anything offensively in the second half, and a pass interception at the Colorado 28 with 3:08 left led to the final Ohio State touchdown and the winning margin of 27-10.

Colorado	10	0	0	0	—	10
Ohio State	7	10	3	7	—	27

CU—Zetterberg 26 FG (Zetterberg kick)	3-0	9:04	1Q
CU—Moorehead 11 pass from Knapple	10-0	3:54	1Q
Ohio State—Logan 36 run (Skladany kick)	10-7	3:11	1Q
Ohio State—Skladany 28 FG	10-10	9:33	2Q
Ohio State—P.Johnson 3 run (Skladany kick)	10-17	0:24	2Q
Ohio State—Skladany 20 FG	10-20	2:30	3Q
Ohio State—Gerald 4 run (Skladany kick)	10-27	0:45	4Q

Attendance: 65,537

Time: N/A

Weather: 68 degrees, humid, clear skies, 9 mph winds (NW)

TEAM STATISTICS

	COLORADO	OHIO STATE
First Downs	12	21
Third Down Efficiency	5-16	8-19
Fourth Down Efficiency	1-1	2-2
Rushes—Net Yards	40-134	71-271
Passing Yards	137	59
Passes (Att-Comp-Int)	23-8-2	7-2-0
Total Offense	271	330
Return Yards	5	39
Punts: No-Average	7-35.2	3-42.3
Fumbles: No-Lost	1-0	4-4
Penalties/Yards	8/60	4/37
Quarterback Sacks—Yards	2-18	0-0
Time Possession	25:31	34:29

INDIVIDUAL STATISTICS

Rushing—Colorado: Reed 22-58, Waddy 1-40, Kelleher 11-26, Knapple 5-13, Moorehead 1-minus 3. **Ohio State:** Springs 23-98, Gerald 14-81, Logan 14-79, P.Johnson 14-26, Jackson 1-1, Campbell 1-0, Pacenta 4-minus 14.

Passing—Colorado: Knapple 22-8-2, 137; Gaunty 1-0-0, 0. **Ohio State:** Gerald 6-2-0, 59; Pacenta 1-0-0, 0.

Receiving—Colorado: Moorehead 4-68, Reed 2-51, Hasselbeck 2-18. **Ohio State:** Harrell 2-59.

Punting—Colorado: Koleski 7-35.2 (45 long). **Ohio State:** Skladany 3-42.3 (46 long).

Punt Returns—Colorado: Morris 1-5. **Ohio State:** R.Griffin 1-8, Logan 1-minus 2.

Kickoff Returns—Colorado: Waddy 2-56, Kelleher 2-13. **Ohio State:** Logan 1-49, Jackson 1-39, Harrell 1-22.

Interceptions—Colorado: none. **Ohio State:** Thompson 1-22, Cousineau 1-11.

Tackle Leaders—Colorado: Cabral 12,1—13; Muxlow 5,6—11; Haynes 9,1—10; Walker 6,4—10; Vaughan 4,5—9; Westendorf 3,5—8; Loloti 6,1—7; M.L.Davis 6,1—7.

Ohio State: Cousineau 13,4—17; A.Brown 7,1—8; Allegro 6,1—7; Beamon 4,3—7.

1985 FREEDOM BOWL

Dec. 30, 1985 at Anaheim, Calif.


Washington 20

Colorado 17

Washington staved off a pair of late Colorado rallies and held on to defeat the Buffaloes, 20-17, in the second annual Freedom Bowl at Anaheim Stadium.

It was a close game throughout, as neither team ever held a two-score advantage. Washington took a 3-0 lead late in the first quarter on a 30-yard field goal by Jeff Jaeger. The Buffs came back to take what would be their only lead of the night early in the second quarter. Fullback Anthony Weatherspoon scored from a yard out and Larry Eckel added the point after to give CU a 7-3 edge with 5:59 remaining in the first half. The Huskies' David Toy scored on a three-yard run with only 30 seconds left in the first half to put Washington up 10-7 at intermission, capping a 14-play, 80 yard drive engineering by quarterback Chris Chandler.

Eckel tied the score at 10-10 with a 33-yard field goal with 8:41 left in the third quarter, but Washington countered three minutes later with a one-yard scoring run by Tony Covington for a 17-10 lead. Jaeger added an 18-yard field goal three seconds into the fourth quarter to make it 20-10.



All-American punter Barry Helton threw out of punt formation to Jon Embree for a dazzling 31-yard touchdown pass and Eckel added the extra point with 11:05 to go to pull CU to within three. The Buffs would get no closer, but had the ball at inside the Husky 10 in the final five minutes. Halfback Mike Marquez fumbled the ball at the two

ending the drive, although television replays indicated the ground may have caused the fumble.

The game capped CU's turnaround season, as the Buffs went from 1-10 the previous year to 7-5 and captured the NCAA's most-improved team honor.

Marquez led the Buffs with 80 yards on 10 carries, while Chandler led the Huskies with 72 yards on seven tries. It was a defensive game, with each team committing just a single turnover, but Washington was penalized 13 times for 88 yards on the evening.

Colorado	0	7	3	7	—	17
Washington	3	7	7	3	—	20

Washington—Jaeger 30 FG	0-3	4:15	1Q
CU—Weatherspoon 1 run (Eckel kick)	7-3	5:59	2Q
Washington—Toy 3 run (Jaeger kick)	7-10	0:30	2Q
CU—Eckel 33 FG	10-10	8:41	3Q
Washington—Covington 1 run (Jaeger kick)	10-17	5:35	3Q
Washington—Jaeger 18 FG	10-20	14:57	4Q
CU—Embree 31 pass from Helton (Eckel kick)	17-20	11:05	4Q

Attendance: 37,839

Time: 3:03

Weather: 66 degrees, clear skies, 10 mph winds (S)

TEAM STATISTICS

	COLORADO	WASHINGTON
First Downs	15	20
Third Down Efficiency	8-17	4-14
Fourth Down Efficiency	1-3	0-0
Rushes—Net Yards	58-190	43-207
Passing Yards	44	141
Passes (Att-Comp-Int)	10-2-0	26-15-1
Total Offense	234	348
Return Yards	40	8
Punts: No-Average	5-39.0	6-40.0
Fumbles: No-Lost	1-1	1-0
Penalties/Yards	4/20	13/88
Quarterback Sacks—Yards	0-0	2-12
Time Possession	30:22	29:38

INDIVIDUAL STATISTICS

Rushing—Colorado: Marquez 10-80, Hatcher 12-36, Brown 8-26, Weatherspoon 8-26, S.Smith 11-13, McCarty 4-9. **Washington:** Chandler 7-72, Weathersby 11-56, Covington 9-33, Toy 8-22, Hill 1-11, Fenney 6-11, Jenkins 1-2.

Passing—Colorado: Hatcher 8-1-0, 13; Helton 1-1-0, 31; Alexander 1-0-0, 0. **Washington:** Chandler 26-15-1, 141.

Receiving—Colorado: Embree 1-31, Ferrando 1-13. **Washington:** Hill 4-48, R.Jones 3-39, Weathersby 3-21, Covington 2-14, Fenney 2-minus 2, Toy 1-21.

Punting—Colorado: Helton 5-39.0 (54 long). **Washington:** Cleland 6-40.0 (50 long).

Punt Returns—Colorado: Collins 3-29, Pickens 1-3.

Washington: Miles 2-8.

Kickoff Returns—Colorado: Alexander 1-33. **Washington:** Trimble 3-77, Toy 1-16.

Interceptions—Colorado: Remington 1-8. **Washington:** none.

Tackle Leaders—Colorado: Rogers 9.4—13; Rappold 8.2—10; DeLuzio 8.2—10; Remington 5.5—10; Wilcots 5.2—7; Bennett 5.0—5. **Washington:** Rill 10.7—17; Hadley 8.2—10; Fuimaono 9.0—9; Kelly 7.1—8; Milus 3.2—5.

1986 BLUEBONNET BOWL

Dec. 31, 1986 at Houston, Texas

Baylor 21

Colorado 9

Baylor turned two Colorado turnovers into touchdowns and then thwarted two Buff scoring threats in the fourth quarter as the Bears defeated CU, 21-9, before 40,470 in attendance at Rice Stadium in the 28th Bluebonnet Bowl.

It was CU's fourth appearance in the Houston-based game, with its last two games here played indoors in the Astrodome (1971 and 1975). As in 1967, this one was played outdoors on natural grass.

Baylor drew first blood with 3:34 left in the first quarter on a one-yard plunge by Derrick McAdoo on a fourth-and-goal play. Colorado countered two drives later with a 36-yard field goal by Dave DeLine to slice the lead to 7-3 early in the second stanza. But the Buffs turned the ball over on their own eight and it took Baylor three plays to score to extend the lead to 14-3, which stood at intermission. Cody Carlson hooked up with Darnell Chase on a 2-yard pass play for the score.



CU turned the ball over on its second play from scrimmage in the second half and McAdoo scored again from a yard out to put Baylor up 21-3. The Buffs finally put six on the board late in the quarter on a 31-yard touchdown run by Mark Hatcher, but CU couldn't convert the two and score remained 21-9 in favor of the Bears.

The Buffs twice had the ball deep in Baylor territory in the fourth quarter, but the Bear defense held, as CU couldn't convert either time on fourth down. In a game dominated by defense, Baylor outgained Colorado 279-194. Each team had 12 first downs, and the Buff defense held the Bears to over 200 yards under its per-game average for the season.

The running game, CU's bread-and-butter the last two seasons, was held in check by a ferocious Bear defense. Baylor had 14 tackles for loss in holding Colorado to just 83 rushing yards on 47 attempts. CU's running defense wasn't too shabby either, as Baylor netted just 114 yards on 43 tries.

Colorado	0	3	6	0	—	9
Baylor	7	7	7	0	—	21

Baylor—McAdoo 1 run (Syler kick)	0-7	3:34	1Q
CU—DeLine 36 FG	3-7	13:09	2Q
Baylor—Chase 2 pass from Carlson (Syler kick)	3-14	4:57	2Q
Baylor—McAdoo 1 run (Syler kick)	3-21	12:56	3Q
CU—Hatcher 31 run (run failed)	9-21	2:38	3Q

Attendance: 40,470

Time: 3:01

Weather: 56 degrees, partly cloudy skies, 5-10 mph winds (N)

TEAM STATISTICS

	COLORADO	BAYLOR
First Downs	12	12
Third Down Efficiency	4-14	6-19
Fourth Down Efficiency	0-2	2-2
Rushes—Net Yards	47-83	43-114
Passing Yards	111	165
Passes (Att-Comp-Int)	14-7-1	28-14-2
Total Offense	194	279
Return Yards	15	3
Punts: No-Average	5-37.6	7-31.1
Fumbles: No-Lost	7-3	2-0
Penalties/Yards	4/25	7/58
Quarterback Sacks—Yards	2-14	6-38
Time Possession	28:51	31:09

INDIVIDUAL STATISTICS

Rushing—Colorado: Kissick 9-37, Oliver 11-36, Hatcher 10-14, Campbell 1-11, Marquez 7-8, Jones 1-4, Walters 8-minus 27. **Baylor:** McAdoo 8-36, Murray 11-35, Carlson 6-15, Perry 8-15, Rutledge 3-6, Lovell 4-3, Chase 1-2, Conner 1-2, Walls 1-0.

Passing—Colorado: Walters 8-5-1, 71; Hatcher 5-2-0, 40; Embree 1-0-0. **Baylor:** Carlson 22-11-2, 136; Lovell 6-3-0, 29.

Receiving—Colorado: Embree 3-57, Oliver 1-19, Carl 1-13, Ferrando 1-12, Marquez 1-10. **Baylor:** Clark 3-58, Chase 2-23, Murray 2-18, Fornes 2-16, Davis 1-17, Simpson 1-12, Huckabay 1-11.

Punting—Colorado: Helton 5-37.6 (47 long). **Baylor:** Mueller 5-36.8 (46 long), Rutter 1-34.0, Team 1-0.0.

Punt Returns—Colorado: Beck 1-12. **Baylor:** Everett 1-3.

Kickoff Returns—Colorado: Pontiflet 2-47, James 1-13, Nelson 1-3. **Baylor:** McAdoo 3-64.

Interceptions—Colorado: Schubeck 1-3, Tate 1-0. **Baylor:** Crockett 1-0.

Tackle Leaders—Colorado: Remington 6.5—11; Wilcots 5.6—11; Koch 7.2—9; Nairn 2.5—7; Rogers 4.2—6; DeLuzio 3.3—6; Pruitt 3.3—6; Schubeck 3.3—6. **Baylor:** Berry 8.4—12; Hall 5.2—7; J.Francis 3.1—4; Green 3.1—4; Grant 2.2—4; Watters 2.2—4.

1988 FREEDOM BOWL

Dec. 29, 1988 at Anaheim, Calif.

Brigham Young 20

Colorado 17

Brigham Young's only lead of the game came when it counted the most, as Jason Chaffetz' 35-yard field goal with 2:33 remaining in the fourth quarter rallied the Cougars to a 20-17 win over Colorado in the fifth annual Freedom Bowl.

The Buffs turned a BYU turnover into seven points just two-and-one-half minutes into the game, as Eric Bieniemy scored from one yard out to cap a six-play, 49-yard drive. Pat Blottiaux's PAT kick put CU up 7-0, but the Cougars tied the score some seven minutes later on a 19-yard touchdown pass from Sean Covey to Mike Salido.

Bieniemy's second touchdown of the game, also from a yard out, enabled CU to forge ahead 14-7 with 1:04 left in the half, with the margin standing at half-time.

The Buffs couldn't convert on several scoring opportunities in the second half, and twice penetrated the BYU 20 and came away with just three points. In the meantime, Ty Detmer's 14-yard scoring strike to Chuck Cutler knotted the score at 14 with 4:46 left in the third quarter. Blottiaux made good on a 19-yard field goal early in the fourth to give CU its last lead (17-14), but Chaffetz countered with a 31-yarder before nailing the game winner in the final minutes.



Colorado outgained the Cougars, 337-320, on the evening, but its on mistakes and penalties (nine, the most in CU bowl history), added up to the fifth straight bowl loss by the Buffaloes. Detmer, a sophomore and future Heisman Trophy winner (1990), came off the bench to complete 11 of 17 passes for 129 yards and a touchdown.

Bieniemy rushed for 144 yards and two scores on 33 carries, the second highest rushing performance to date in CU bowl history, and he also led the team in receiving yards in the game with 30. Alfred Williams posted three sacks for 25 yards in losses for the Buffs on defense.

Colorado	7	7	0	3	—	17
Brigham Young	7	0	7	6	—	20

CU—Bieniemy 1 run (Blottiaux kick)	7-0	12:30	1Q
BYU—Salido 19 pass from Covey (Chaffetz kick)	7-7	5:38	1Q
CU—Bieniemy 1 run (Blottiaux kick)	14-7	1:04	2Q
BYU—Cutler 14 pass from Detmer (Chaffetz kick)	14-14	4:46	3Q
CU—Blottiaux 19 FG	17-14	11:19	4Q
BYU—Chaffetz 31 FG	17-17	4:11	4Q
BYU—Chaffetz 35 FG	17-20	2:33	4Q

Attendance: 35,941
Time: 3:06
Weather: 47 degrees, clear skies, 3 mph winds (S)

TEAM STATISTICS

	COLORADO	BYU
First Downs	20	23
Third Down Efficiency	7-17	6-14
Fourth Down Efficiency	2-4	0-0
Rushes—Net Yards	60-273	42-152
Passing Yards	64	168
Passes (Att-Comp-Int)	16-5-2	28-15-1
Total Offense	337	320
Return Yards	2	-2
Punts: No-Average	2-39.0	4-33.5
Fumbles: No-Lost	1-0	3-1
Penalties/Yards	9/81	4/33
Quarterback Sacks—Yards	4-31	1-7
Time Possession	29:45	30:15

INDIVIDUAL STATISTICS

Rushing—Colorado: Aunese 13-4-1, 46; Campbell 1-1-0, 18; Kissick 4-4-5, Hemingway 3-2-5, Hagan 6-10. **BYU:** Bellini 8-7-8, Salido 9-6-2, F. Whittingham 16-4-6, Detmer 4-minus 10, Covey 5-minus 24.

Passing—Colorado: Aunese 13-4-1, 46; Campbell 1-1-0, 18; Bieniemy 1-0-0, 0; Hagan 1-0-1, 0. **BYU:** Detmer 17-11-0, 129; Covey 10-4-1, 39.

Receiving—Colorado: Bieniemy 2-30, Kissick 2-23, Nelson 1-11. **BYU:** Bellini 4-41, Handley 3-42, Cutler 2-28, Salido 2-19, Frandsen 1-29, McBeth 1-5, Doman 1-2, F. Whittingham 1-2.

Punting—Colorado: English 2-39.0 (43 long). **BYU:** Thompson 4-33.5 (40 long).

Punt Returns—Colorado: Collins 1-2. **BYU:** none.

Kickoff Returns—Colorado: Nelson 4-80, Pritchard 1-22. **BYU:** Crutchfield 3-47, Corley 1-0.

Interceptions—Colorado: McCloughan 1-0. **BYU:** Mitchell 1-0, Peterson 1-minus 2.

Tackle Leaders—Colorado: Jones 8,1—9; James 7,2—9; McCloughan 8,0—8; DeLuzio 5,0—5; Young 3,2—5; Williams 4,0—4. **BYU:** B. Davis 10,2—12; Long 8,1—9; Robinson 7,0—7; Neal 6,1—7; Peterson 5,2—7.

1990 ORANGE BOWL

Jan. 1, 1990 at Miami, Fla.

Notre Dame 21

Colorado 6

Fullback Anthony Johnson's second touchdown run of the game late in the fourth quarter put an end to Colorado's undefeated season and national championship hopes as Notre Dame defeated the Buffaloes, 21-6, before a record 81,191 in the 56th annual Orange Bowl Classic.

Colorado came into the game with an 11-0 record and its first-ever No. 1 national ranking. The Buffs appeared headed to the national championship in the first half, as CU dominated the line of scrimmage in gaining 186 yards, but couldn't convert on three golden scoring opportunities. Instead of leading 17-0 or 21-0 at halftime, the Buffs found themselves in a scoreless deadlock and that thanks to Gary Howe's block of a Notre Dame field goal attempt at the intermission gun.

The Irish took control of the game in the third quarter, using a two-yard scoring run by Johnson and a 35-yard touchdown run on a reverse by Raghib Ismail to take a 14-0 lead midway through the period. Colorado sliced the lead to 14-6 on a spectacular 39-yard run by Darian Hagan to close the quarter, but the PAT kick sailed wide by Ken Culbertson, leaving the Buffs eight points back.



The CU defense held Notre Dame on its next possession, and then the Buffs drove to the Irish 44 where its own stalled. With 10:27 remaining, there was still plenty of time remaining for the Buffs. But Johnson's second touchdown, a seven-yard effort, culminated a mammoth 17-play, 82-yard drive that ate up almost nine minutes on the clock. The Buffs got the ball back with 1:32 left in the game, and after Mike Pritchard returned the Irish kickoff 28 yards to the CU 41, could not get anything going prior to time running out and Hagan was intercepted on the game's final play.

The win enabled Notre Dame to end the year with a 12-1 record and a No. 2 ranking, while CU ended up No. 4 in the polls, as the 11-1 Buffs were inexplicably jumped by a 10-2 Florida State that finished No. 3. Miami, Fla., was selected the national champion.

Colorado	0	0	6	0	—	6
Notre Dame	0	0	14	7	—	21

Notre Dame—A. Johnson 2 run (Hentrich kick)	0-7	11:48	3Q
Notre Dame—Ismail 35 run (Hentrich kick)	0-14	7:19	3Q
CU—Hagan 39 run (kick failed)	6-14	0:01	3Q
Notre Dame—A. Johnson 7 run (Hentrich kick)	6-21	1:32	4Q

Attendance: 81,191
Time: 3:09
Weather: 70 degrees, cloudy skies, 20-25 mph winds (N)

TEAM STATISTICS

	COLORADO	NOTRE DAME
First Downs	16	18
Third Down Efficiency	5-13	7-12
Fourth Down Efficiency	1-3	0-0
Rushes—Net Yards	46-217	52-279
Passing Yards	65	99
Passes (Att-Comp-Int)	13-4-2	9-5-0
Total Offense	282	378
Return Yards	36	0
Punts: No-Average	3-39.3	5-40.1
Fumbles: No-Lost	1-1	0-0
Penalties/Yards	1/5	3/35
Quarterback Sacks—Yards	1-6	1-5
Time Possession	27:17	32:43

INDIVIDUAL STATISTICS

Rushing—Colorado: Hagan 19-106, Bieniemy 11-66, Flannigan 12-45, Kissick 2-6, Campbell 2-minus 6. **Notre Dame:** Ismail 16-108, A. Johnson 15-89, Rice 14-50, Culver 5-29, Watters 2-3.

Passing—Colorado: Hagan 13-4-2, 65. **Notre Dame:** Rice 9-5-0, 99.

Receiving—Colorado: Kissick 2-33, Perak 1-16, Pritchard 1-16. **Notre Dame:** Eilers 2-47, Smith 1-27, A. Johnson 1-13, Brown 1-12.

Punting—Colorado: Rouen 3-39.3 (58 long). **Notre Dame:** Hentrich 5-40.1 (49 long).

Punt Returns—Colorado: Campbell 3-36. **Notre Dame:** none.

Kickoff Returns—Colorado: Pritchard 2-43, Kissick 1-0. **Notre Dame:** Ismail 1-17, Simien 1-7.

Interceptions—Colorado: none. **Notre Dame:** Bolcar 1-0, Terrell 1-0.

Tackle Leaders—Colorado: Jones 7,3—10; Williams 8,1—9; Walker 5,3—8; Howe 6,1—7; Young 6,1—7; James 4,3—7; Brown 6,0—6; Gibbs 5,1—6. **Notre Dame:** Kowalkowski 7,4—11; Terrell 7,2—9; Ridgley 4,5—9; Bolcar 6,1—7; Francisco 5,2—7.

1991 ORANGE BOWL

Jan. 1, 1991 at Miami, Fla.

Colorado 10
Notre Dame 9

In an Orange Bowl where there was no shortage of heroes for Colorado, the No. 1 Buffaloes toppled No. 5 Notre Dame, 10-9, enabling the school to claim its first-ever national championship in football. CU overcame two key injuries in rallying in the second half for the victory.

After a scoreless first quarter, the Buffaloes drew first blood on a 22-yard field goal by Jim Harper three minutes into the second quarter. Notre Dame came right back, marching 62 yards in nine plays, with Ricky Watters scoring from two yards out. The score remained at 6-3, however, as CU's Ronnie Bradford charged through the line and blocked Craig Henrich's extra point try. Just prior to halftime, CU lost the services of quarterback Darian Hagan (knee injury) and outside linebacker Kanavis McGhee (shoulder). Both missed the remainder of the game.

Henrich booted a 24-yard field goal early in the second half to extend the Irish lead to 9-3. Charles S. Johnson took over at quarterback for the Buffs, with Notre Dame stopping CU cold on its first possession of the second half. On the first play of the next Notre Dame drive, Chad Brown forced Watters to fumble, with

Paul Rose, subbing for McGhee, making the recovery.

Johnson, his feet now wet, coolly directed the Buffaloes to the go-ahead touchdown. Eric Bieniemy's one-yard touchdown run and Jim Harper's extra point kick late in the third quarter rallied CU into the lead. The Buffalo defense then held Notre Dame in check, as the Irish held on to the ball for only less than

four minutes the rest of the game, mustering only 35 yards of total offense after CU went on top.

Colorado's road to the national championship wasn't without a couple of late scares. Notre Dame's Raghib Ismail broke loose on a punt return with less than a minute remaining, appearing to run 91 yards for a score, but CU's Tim James was clipped on the play, nullifying the gain. And with 13 seconds left in the game, the Irish still had a chance, especially with Henrich's leg. On its own 38, a completion in the 20-25 yard range would have set up a winning field goal attempt, but Deon Figures intercepted the Rick Mirer pass at the Buff 36 and ran out the clock with a 27-yard return.

Bieniemy rushed for a game-high 86 yards on 28 carries, with Johnson earning the MVP honor, completing five of six passes for 80 yards. Defensively, the Buffs limited the "Golden Domers" to just 264 yards, and Greg Thomas picked off a pair of Mirer passes in Colorado territory. The win, which gave CU an 11-1-1 record for the season, also snapped a seven-game CU bowl-losing streak. Notre Dame finished the year with a 9-3 mark, and finished No. 6 in the nation.

Colorado	0	3	7	0	—	10
Notre Dame.....	0	6	3	0	—	9

CU—Harper 22 FG	3-0	12:04	2Q
Notre Dame—Watters 2 run (kick blocked)	3-6	7:32	2Q
Notre Dame—Henrich 24 FG	3-9	10:10	3Q
CU—Bieniemy 1 run (Harper kick)	10-9	4:26	3Q

Attendance: 77,062
Time: 3:26
Weather: 76 degrees, fair skies, 9 mph winds (E)



1991 BLOCKBUSTER BOWL

Dec. 28, 1991 at Miami, Fla.

Alabama 30
Colorado 25

Jay Barker threw three touchdown passes and David Palmer scored twice to lead No. 8 and SEC runner-up Alabama to a 30-25 victory over No. 15 and co-Big Eight champion Colorado in the second annual Blockbuster Bowl.

Palmer scored the game's first points on a 52-yard punt return six minutes into the first quarter. The Buffaloes tied the score at 7-7 late in the quarter on a one-yard run by Scott Phillips, which was set up a Ron Woolfork blocked punt. Ted Johnson tackled Martin Houston in the endzone for a safety early in the second quarter, and then the teams traded field goals to enable CU to take a 12-10 lead at halftime.

Barker hooked up with Siran Stacy for a 13-yard touchdown play in the third quarter, only to see the Buffs come back 18 seconds later on a 62-yard scoring strike from Darian Hagan to Michael Westbrook. Barker added a 12-yard touchdown pass to Kevin Lee later in the quarter to give the Crimson Tide a 23-19 lead after three quarters. Barker and Palmer connected on a five-yard TD pass with 8:10 left in the game to put Alabama ahead 30-19, but the Buffs cut the lead to five on a 13-yard pass from Hagan to Charles Johnson with 3:30 left.

Colorado got the ball back with 1:49 left and drove to the 'Bama 33-yard line before being stopped on a fourth-and-one play with 40 seconds left. Alabama outgained CU, 307-199, running more plays (81-60) and holding on to the ball for 38:10. The game


marked the debut of CU's new one-back, pass-oriented offense, which had some success. The change took place in CU's bowl practices and was surprise for the game, but at times it appeared that Alabama had found out somehow in advance because of the Crimson Tide's uncanny success on defense.

Alabama finished the season with an 11-1 mark, along with a final No. 5 ranking, while Colorado followed its first national championship season in 1990 with an 8-3-1 record and a No. 20 final ranking.

Colorado	7	5	7	6	—	25
Alabama	7	3	13	7	—	30

Alabama—Palmer 52 punt return (Wethington kick)	0-7	8:49	1Q
CU—Phillips 1 run (Harper kick)	7-7	1:34	1Q
CU—Safety, T.Johnson tackled Houston in end zone	9-7	13:15	2Q
Alabama—Wethington 25 FG	9-10	2:00	2Q
CU—Harper 33 FG	12-10	0:00	2Q
Alabama—Stacy 13 pass from Barker (pass failed)	12-16	10:54	3Q
CU—Westbrook 62 pass from Hagan (Harper kick)	19-16	10:36	3Q
Alabama—Lee 12 pass from Barker (Wethington kick)	19-23	6:55	3Q
Alabama—Palmer 5 pass from Barker (Wethington kick)	19-30	8:10	4Q
CU—C.Johnson 13 pass from Hagan (pass failed)	25-30	3:30	4Q

Attendance: 52,644
Time: 3:45
Weather: 66 degrees, cloudy skies, light rainfall at times, 5 mph winds (W)



TEAM STATISTICS	COLORADO	NOTRE DAME
First Downs	19	18
Third Down Efficiency	6-16	5-12
Fourth Down Efficiency	0-1	1-1
Rushes—Net Yards	54-186	35-123
Passing Yards.....	109	141
Passes (Att-Comp-Int).....	19-9-0	31-13-3
Total Offense.....	295	264
Return Yards	50	68
Punts: No-Average.....	7-40.4	3-51.0
Fumbles: No-Lost.....	2-1	2-2
Penalties/Yards	6/50	3/45
Quarterback Sacks—Yards	2-13	3-27
Time Possession.....	35:36	24:24

INDIVIDUAL STATISTICS
Rushing—Colorado: Bieniemy 26-86, Hemingway 14-76, Hagan 7-36, Pritchard 2-24, Rouen, 1-minus 11, C.S. Johnson 4-minus 25. **Notre Dame:** Brooks 9-46, Watters 9-44, Bettis 3-27, Culver 5-9, Ismail 3-minus 1, Mirer 6-minus 2.

Passing—Colorado: Hagan 12-4-0, 29; C.S. Johnson 6-5-0, 80; Bieniemy 1-0-0, 0. **Notre Dame:** Mirer 31-13-3, 141.

Receiving—Colorado: Pritchard 3-45, S.Brown 2-23, Hemingway 2-13, Bieniemy 1-19, Boman 1-9. **Notre Dame:** Ismail 6-57, D.Brown 4-56, Jarrell 1-11, I.Smith 1-9, Davis 1-8.

Punting—Colorado: Rouen 7-40.4 (59 long). **Notre Dame:** Henrich 2-60.5 (77 long), Sexson 1-32.0.

Punt Returns—Colorado: none. **Notre Dame:** Ismail 4-68.

Kickoff Returns—Colorado: McCloughan 2-46, C.E.Johnson 1-3. **Notre Dame:** Ismail 2-30, Culver 1-23.

Interceptions—Colorado: Thomas 2-23, Figures 1-27. **Notre Dame:** none.

Tackle Leaders—Colorado: Biekert 8,3—11; Brown 8,2—10; Williams 4,4—8; Thomas 5,2—7; Figures 6,0—6; Howe 5,0—5. **Notre Dame:** Clark 8,3—11; Zorich 8,2—10; Stonebreaker 6,3—9; R.Smith 6,3—9; Dubose 4,3—7; Dahl 5,1—6.

TEAM STATISTICS	COLORADO	ALABAMA
First Downs	8	19
Third Down Efficiency	1-16	5-15
Fourth Down Efficiency	0-1	1-1
Rushes—Net Yards	30(-11)	64-153
Passing Yards.....	210	154
Passes (Att-Comp-Int).....	30-11-1	17-12-1
Total Offense.....	199	307
Return Yards	50	68
Punts: No-Average.....	12-41.0	7-39.8
Fumbles: No-Lost.....	2-0	4-1
Penalties/Yards	6/60	6/33
Quarterback Sacks—Yards	6-49	7-33
Time Possession.....	21:50	38:10

INDIVIDUAL STATISTICS
Rushing—Colorado: Hagan 14-12, Warren 6-7, Phillips 3-5, Hill 4-4, Brooks 2-minus 6, R.Smith 1-minus 33. **Alabama:** Stacy 26-111, Turner 9-43, Lassic 9-31, Palmer 6-21, Lynch 1-2, Houston 2-1, Anderson 1-minus 6, Lee 1-minus 13, Barker 9-minus 37.

Passing—Colorado: Hagan 30-11-1, 210. **Alabama:** Barker 16-12-1, 154; Stacy 1-0-0, 0.

Receiving—Colorado: Westbrook 3-87, C.Johnson 2-38, Henry 2-22, S.Brown 2-19, Hill 1-29, R.Smith 1-15. **Alabama:** Stacy 4-59, Lee 2-39, Palmer 2-14, Bussey 1-23, C.Brown 1-8, Houston 1-7, Harris 1-4.

Punting—Colorado: Berger 12-41.0 (59 long). **Alabama:** Williamson 7-39.8 (51 long), Team 1-0-0.

Punt Returns—Colorado: Woolfork 1-17, R.Smith 2-13, Hagan 1-0. **Alabama:** Palmer 6-74.

Kickoff Returns—Colorado: C.Johnson 3-71, Westbrook 1-22, Hudson 1-17, Embree 1-3. **Alabama:** Palmer 2-37, Lassic 1-20.

Interceptions—Colorado: Bradford 1-17. **Alabama:** McMillian 1-49.

Tackle Leaders—Colorado: C.Brown 14,3—17; Thomas 8,2—10; Renfro 6,4—10; Biekert 7,2—9; T.Johnson 7,2—9; Woolfork 6,2—8. **Alabama:** Hall 5,0—5; London 4,1—5; Sullins 4,0—4; Teague 3,1—4.

1993 FIESTA BOWL

Jan. 1, 1993 at Tempe, Ariz.

Syracuse 26

Colorado 22

Kirby Dar Dar's 100-yard kickoff return at the end of the third quarter proved to be the winning points as the No. 6 Syracuse Orangemen defeated the No. 10 Colorado Buffaloes, 26-22, in the 22nd annual Fiesta Bowl.

A defensive battle in the first half saw Colorado go into intermission with a 7-6 lead, as the teams combined for just 226 total yards. A pair of John Biskup field goals saw the Orangemen take a 6-0 lead, but with 10 seconds left in the half, Kordell Stewart threw a 7-yard touchdown pass to Sean Embree on fourth down, with Mitch Berger's PAT kick giving CU the slim one-point lead at the half.

The third quarter proved to be both pivotal and wild, with 29 points scored in just over a six-minute span. David Walker's 13-yard run with 6:22 left in the quarter put Syracuse back on top, 12-7, with a two-point conversion pass falling incomplete.

Berger nailed a 38-yard field goal on CU's next possession to cut the lead to 12-10, but the Cuse went back up 19-10 on a spectacular 28-yard run by quarterback Marvin Graves. Stewart led the Buffs on an 82-yard drive in just over a minute, completing the march with a 16-yard TD pass to Charles Johnson, but Berger missed the point after on the slick Arizona State Stadium surface and the score stood at 19-16. The stadium floor had problems due to too many games being played on



it, between the home school, ASU, the NFL Phoenix Cardinals and high school playoffs.

Dar Dar performed his heroics on the next kickoff, rambling 100 yards as time expired in the quarter. Lamont Warren scored the day's final points on a six-yard run late in the game, with Berger again missing the PAT try. The Buffs got the ball back in the final minute, but could not muster a scoring drive.

The Buffaloes outgained the Orangemen, 370-265, including a 217-64 edge in the passing game. Syracuse neutralized the CU offensive attack by netting 178 yards on kickoff returns.

Colorado	0	7	9	6	—	22
Syracuse	3	3	20	0	—	26

Syracuse—Biskup 46 FG	0-3	6:12	1Q
Syracuse—Biskup 34 FG	0-6	5:56	2Q
CU—Embree 7 pass from Stewart (Berger kick)	7-6	0:10	2Q
Syracuse—Walker 13 run (pass failed)	7-12	6:22	3Q
CU—Berger 38 FG	10-12	3:10	3Q
Syracuse—Graves 28 run (Biskup kick)	10-19	1:33	3Q
CU—C.Johnson 16 pass from Stewart (kick failed)	16-19	0:14	3Q
Syracuse—Dar Dar 100 kickoff return (Biskup kick)	16-26	0:00	3Q
CU—Warren 6 run (kick failed)	22-26	4:28	4Q

Attendance: 70,224
Time: 3:32
Weather: 70 degrees, clear skies, 6 mph winds (E)

TEAM STATISTICS	COLORADO	SYRACUSE
First Downs	19	15
Third Down Efficiency	10-20	4-12
Fourth Down Efficiency	2-3	1-1
Rushes—Net Yards	31-153	44-201
Passing Yards	217	64
Passes (Att-Comp-Int)	43-17-3	12-5-1
Total Offense	370	265
Return Yards	79	21
Punts: No-Average	3-48.3	5-45.0
Fumbles: No-Lost	0-0	0-0
Penalties/Yards	8/37	5/30
Quarterback Sacks—Yards	4-39	3-21
Time Possession	29:23	30:37

INDIVIDUAL STATISTICS
Rushing—Colorado: Hill 11-109, Stewart 8-29, Warren 11-25, C.Johnson 1-minus 10. **Syracuse**: Walker 16-80, Richardson 7-63, Graves 13-26, Hill 1-13, Wooten 4-9, Robinson 1-8, Lee 1-1, Picucci 1-1.

Passing—Colorado: Stewart 41-17-3, 217; Hill 1-0-0, 0; Warren 1-0-0, 0. **Syracuse**: Graves 12-5-1, 64.

Receiving—Colorado: Westbrook 6-83, C.Johnson 3-46, Fauria 3-29, Embree 2-17, Warren 1-24, Carruth 1-14, Hill 1-4. **Syracuse**: Lee 1-38, Ferrell 1-12, Ismail 1-6, Gedney 1-4, Johnson 1-4.

Punting—Colorado: Berger 3-48.3 (62 long). **Syracuse**: O'Neill 5-45.0 (55 long).

Punt Returns—Colorado: Figures 4-38. **Syracuse**: Hill 3-13.

Kickoff Returns—Colorado: Cunningham 1-18. **Syracuse**: Dar Dar 1-100, Ismail 2-69, Picucci 1-9.

Interceptions—Colorado: Davis 1-41. **Syracuse**: Grosvenor 1-8, Jones 1-0, Joseph 1-0.

Tackle Leaders—Colorado: Biekert 8,7—15; C.Brown 6,6—12; Dyet 2,4—6; Davis 3,2—5; Hicks 2,3—5; Figures 3,1—4. **Syracuse**: Young 5,7—12; Conley 2,6—8; Mitchell 3,5—8; Joseph 3,3—6; Bevell 3,1—4.

1993 ALOHA BOWL

Dec. 25, 1993 at Honolulu, Hawai'i

Colorado 41

Fresno State 30

Rashaan Salaam rushed for 135 yards and three touchdowns to lead the No. 17 Colorado Buffaloes to a convincing 41-30 victory over the No. 24 Fresno State Bulldogs in the 12th annual Aloha Bowl.

The Buffs zoomed to a 17-0 lead, scoring on their first three possessions of the game. Salaam and James Hill scored on short touchdown runs, sandwiched around a Mitch Berger field goal, as CU went up 17-0 with 9:18 left in the half. After trading field goals, Fresno State pulled as close as it would get at intermission on a fluke play. Berger's squib kickoff was first fumbled by the Bulldogs' Jamie Christian, then recovered by Malcolm Seabron and returned 68 yards for a touchdown. The play pulled FSU to within 20-10 at halftime.

Salaam sprinted into the endzone from 40 yards out early in the second half, putting the daylight back into the CU lead (27-10). Fresno never got closer than 10 the remainder of the game, as Colorado was seemingly always in control, but could never put the game fully out of reach, either. CU ran the ball at will, averaging 6.4 yards per rushing attempt, minus two quarterback sacks. Lamont Warren had 68 yards on just 10 carries, and quarterback Kordell Stewart 50 on only eight tries.

The Buffs held Fresno State to just three rushing yards on the day, but the Bulldogs did put an all-time best of 523 passing yards on the board against CU (though 333 came after CU took the 27-10 lead). Salaam was named Colorado's Most Valuable Player for the game, while



Chris Hudson was the game's MVP on defense. Hudson had seven tackles, two forced fumbles, two recoveries, a quarterback sack and a pass deflection.

CU, the Big Eight runner-up, climbed to 8-3-1 with the win, while Fresno State, co-champions on the Western Athletic Conference, finished 8-4.

Colorado	10	10	14	7	—	41
Fresno State	0	10	14	6	—	30

CU—Salaam 2 run (Berger kick)	7-0	9:04	1Q
CU—Berger 44 FG	10-0	1:48	1Q
CU—Hill 7 run (Berger kick)	17-0	9:18	2Q
Fresno State—Mahoney 27 FG	17-3	3:44	2Q
CU—Berger 49 FG	20-3	0:01	2Q
Fresno State—Seabron 68 fumble return (Mahoney kick)	20-10	0:00	2Q
CU—Salaam 40 run (Berger kick)	27-10	11:20	3Q
Fresno State—Daigle 1 run (kick blocked)	27-16	8:03	3Q
CU—Leomiti 28 fumble return (Berger kick)	34-16	4:16	3Q
Fresno State—Winans 8 pass from Diller (Daigle pass from Diller)	34-24	0:22	3Q
CU—Salaam 4 run (Berger kick)	41-24	13:33	4Q
Fresno State—Winans 11 pass from Diller (pass failed)	41-30	1:22	4Q

Attendance: 44,009
Time: 3:43
Weather: 76 degrees, mostly sunny, 6 mph winds (SE)

TEAM STATISTICS	COLORADO	FRESNO ST.
First Downs	19	34
Third Down Efficiency	6-14	7-14
Fourth Down Efficiency	0-1	1-1
Rushes—Net Yards	46-271	25-3
Passing Yards	124	523
Passes (Att-Comp-Int)	15-8-0	63-37-1
Total Offense	395	526
Return Yards	28	3
Punts: No-Average	4-43.3	3-31.3
Fumbles: No-Lost	1-1	5-4
Penalties/Yards	7/84	9/88
Quarterback Sacks—Yards	3-25	2-14
Time Possession	28:51	31:09

INDIVIDUAL STATISTICS
Rushing—Colorado: Salaam 23-135, Warren 10-68, Stewart 8-50, Hill 4-13, Joseph 1-5. **Fresno State**: Rivers 14-37, Daigle 5-14, Christian 1-6, Dunn 1-minus 5, Diller 4-minus 49.

Passing—Colorado: Stewart 15-8-0, 124. **Fresno State**: Diller 63-37-1, 523.

Receiving—Colorado: Fauria 3-27, C.Johnson 3-27, Westbrook 1-43, Cunningham 1-27. **Fresno State**: Dunn 9-149, C.Jones 6-84, Harris 5-87, Daigle 5-69, Rivers 5-58, Winans 3-33, Seabron 2-29, Christian 2-14.

Punting—Colorado: Berger 4-43.3 (49 long). **Fresno State**: Mahoney 3-31.3 (39 long).

Punt Returns—Colorado: C.Johnson 1-0. **Fresno State**: C.Jones 1-3.

Kickoff Returns—Colorado: Kidd 2-51, Team 1-minus 2. **Fresno State**: Christian 2-29, Dunn 1-18, Seabron 0-68 (fumble advance).

Interceptions—Colorado: Murphy 1-28. **Fresno State**: Kingrea 1-44.

Tackle Leaders—Colorado: T.Johnson 10,1—11; Hudson 7,0—7; Henriques 4,1—5; Russell 4,0—4; Leomiti 3,0—3; Simmons 3,0—3; Wilkins 3,0—3; Rogers 3,0—3. **Fresno State**: Smith 9,1—10; Thomas 4,5—9; Papazian 7,2—9; Bell 5,2—7.

1995 FIESTA BOWL

Jan. 2, 1995 at Tempe, Ariz.

Colorado 41
Notre Dame 24

Kordell Stewart amassed 348 yards of total offense and he received plenty of help on both offense and defense as the Colorado Buffaloes easily defeated Notre Dame, 41-24, in the 24th annual Fiesta Bowl.

The game was Bill McCartney's "swan song" as CU head coach, with the win giving him a final record over 13 seasons of 93-55-5, the winningest in Colorado history.

Stewart, named the game's most valuable player, had 268 total yards in the first half alone, when the Buffs built a commanding 31-3 lead with 1:05 remaining. For the game, he rushed seven times for 143 yards and a touchdown and completed 11 of 20 passes for 205 yards and another score.

Heisman Trophy winner Rashaan Salaam rushed for 83 yards and three touchdowns, including back-to-back scores in the final five minutes of the first half that helped break the game open.

On defense, the Buffs switched from the 3-4 to the 4-3 for the game, and the result yielded relentless pressure on Irish freshman quarterback Ron Powulus. CU had seven sacks, including three by the defensive MVP in the game, Shannon Clavelle, along with 12 pressures. Butkus Award runner-up Ted Johnson led all players with 20 tackles, with two for losses and an interception.

The Buffs scored on five of their first six possessions, with Stewart the key fixture on each. He had a 29-yard run on CU's first touchdown drive, a 35-yard dash on the second, a 16-yard run and 46-yard pass to James Kidd on the third, and a 12-yard run to the 1-yard line on the fourth. And after Notre Dame had closed to within 31-17 late in the third quarter, Stewart sprinted 41 yards to set up a field goal, and threw a 37-yard



pass to Kidd en route to CU's final score.

The Buffs amassed 472 yards on offense in just 23:43 of possession time, playing nearly the perfect game. CU did not commit a turnover and averaged just under eight yards per play in finishing the season with an 11-1 record and No. 3 national ranking. Notre Dame, unranked coming into the game, ended the year at 6-6.

Following the game, Salaam announced that he would forego his senior year and declared himself eligible for the NFL draft. McCartney handed the reins of the program over to new head coach Rick Neuheisel the following morning.

Colorado	10	21	3	7	—	41
Notre Dame	3	7	7	7	—	24

CU—Voskeritchian 33 FG	3-0	11:38	1Q
CU—Fauria 1 pass from Stewart (Voskeritchian kick)	10-0	5:55	1Q
Notre Dame—Cengia 29 FG	10-3	2:01	1Q
CU—Stewart 9 run (Voskeritchian kick)	17-3	9:21	2Q
CU—Salaam 1 run (Voskeritchian kick)	24-3	4:07	2Q
CU—Salaam 1 run (Voskeritchian kick)	31-3	1:35	2Q
Notre Dame—Mayes 7 pass from Powulus (Cengia kick)	31-10	0:05	2Q
Notre Dame—Mayes 40 pass from Powulus (Cengia kick)	31-17	5:47	3Q
CU—Voskeritchian 48 FG	34-17	1:55	3Q
CU—Salaam 5 run (Voskeritchian kick)	41-17	9:29	4Q
Notre Dame—Wallace 7 pass from Powulus (Schroffner kick)	41-24	2:07	4Q

Attendance: 73,968

Time: 3:22

Weather: 60 degrees, clear skies, 3 mph winds (SW)

TEAM STATISTICS

	COLORADO	NOTRE DAME
First Downs	18	22
Third Down Efficiency	5-11	10-19
Fourth Down Efficiency	0-0	1-3
Rushes—Net Yards	39-246	45-149
Passing Yards	226	259
Passes (Att-Comp-Int)	21-12-0	35-18-1
Total Offense	472	408
Return Yards	19	0
Punts: No-Average	4-36.0	5-33.0
Fumbles: No-Lost	0-0	2-0
Penalties/Yards	4/35	3/25
Quarterback Sacks—Yards	7-27	0-0
Time Possession	23:43	36:17

INDIVIDUAL STATISTICS

Rushing—Colorado: Stewart 7-143, Salaam 27-83, Troutman 2-20, Detmer 2-2, Henry 1-minus 2. **Notre Dame**: Becton 17-81, Mosley 3-21, Zellars 5-21, Powulus 15-12, Sollmann 1-9, Edwards 2-4, Farmer 2-1.

Passing—Colorado: Stewart 20-11-0, 205; Detmer 1-1-0, 21. **Notre Dame**: Powulus 34-18-1, 259; Stafford 1-0-0, 0.

Receiving—Colorado: Westbrook 4-70, Kidd 2-83, Savoy 2-58, Fauria 2-3, Carruth 1-6, Salaam 1-6. **Notre Dame**: Mayes 4-93, Becton 3-60, Mosley 3-34, Zellars 2-25, Stafford 2-22, McBride 2-21, Wallace 1-7, Farmer 1-minus 3.

Punting—Colorado: Mitchell 4-36.0 (44 long). **Notre Dame**: Wachtel 4-33.0 (44 long), Powulus 1-33.0.

Punt Returns—Colorado: Hudson 2-12. **Notre Dame**: none.

Kickoff Returns—Colorado: Troutman 2-34, Henry 1-13, Olson 1-0. **Notre Dame**: Sollmann 5-103, Stafford 1-29, Zellars 1-17.

Interceptions—Colorado: Johnson 1-7. **Notre Dame**: none.

Tackle Leaders—Colorado: Johnson 10,8—18; Russell 7,5—12; Phillips 3,6—9; Clavelle 4,4—8; Hicks 3,4—7; Leomiti 3,3—6; Jones 4,1—5; Rosga 3,2—5. **Notre Dame**: Gibson 1,6—7; Nau 3,4—7; Grasmanis 2,4—6; Davis 4,1—5; Wooden 4,1—5.

1996 COTTON BOWL

Jan. 1, 1996 at Dallas, Texas

Colorado 38
Oregon 6

John Hessler threw for two touchdowns and ran for another and Herchell Troutman rushed for 100 yards and a score as the No. 7 Colorado Buffaloes rallied from a sluggish start in easily defeating the No. 12 Oregon Ducks, 38-6, in the 60th annual Cotton Bowl.

The Buffs overcame two early turnovers and a long kickoff return, holding the Ducks to just two field goals. The defense clamped down all afternoon on the potent Oregon attack, especially when the Ducks worked into CU territory; Oregon had just the six points in nine penetrations across midfield.

Trailing 6-0, Hessler directed CU on a six-play, 80-yard drive in just 97 seconds, with Hessler running the ball in himself from a yard out on the first play of the second quarter. After the teams exchanged possessions, the Ducks drove to the CU 9, where a Tony Graziani pass was intercepted by freshman Marcus Washington, who then returned the ball 95 yards for the longest interception return for a touchdown in CU bowl history.

Washington's heroics enabled the Buffs to take a 13-6 lead into the lockerroom, as the weather continued to get worse. A light rainfall increased as the game went on, with winds gusting to 20 miles per hour, making the field conditions worsen.

Though the weather was more Oregon-like, it didn't appear to bother Colorado. The Buffaloes broke open the close game in the third quarter with three touchdowns,



with a six-yard run by Troutman sandwiched in the middle of two Hessler touchdown passes to Matt Lepsis and Phil Savoy. Troutman ran over right tackle for a 55-yard gain, the longest run ever by a Buff in the postseason, to set up CU's first second-half score.

Troutman was named the game's most valuable player on offense, with Washington garnering the same honor on defense, making six tackles in addition to his interception return.

Colorado owned a 313-258 edge in total offense, but the day belonged to the defense, and Oregon averaged just 3.5 yards per play and was forced into five turnovers. The win enabled Rick Neuheisel's Buffs to finish 10-2 on the season and No. 4 in the nation (USA Today/ CNN poll; No. 5 in the Associated Press).

Colorado	0	13	19	6	—	38
Oregon	6	0	0	0	—	6

Oregon—Smith 25 FG	0-3	12:53	1Q
Oregon—Smith 33 FG	0-6	8:33	1Q
CU—Hessler 1 run (Voskeritchian kick)	7-6	14:56	2Q
CU—Washington 95 interception return (kick failed)	13-6	6:31	2Q
CU—Lepsis 2 pass from Hessler (Voskeritchian kick)	20-6	13:37	3Q
CU—Troutman 6 run (kick failed)	26-6	8:40	3Q
CU—Savoy 12 pass from Hessler (kick blocked)	32-6	5:42	3Q
CU—Abdul-Rahmaan 5 run (kick blocked)	38-6	1:11	4Q

Attendance: 58,214

Time: 3:50

Weather: 45 degrees, cloudy skies, light-to-heavy rain, 18 mph winds (N)

TEAM STATISTICS

	COLORADO	OREGON
First Downs	16	16
Third Down Efficiency	4-15	2-15
Fourth Down Efficiency	1-3	2-4
Rushes—Net Yards	41-170	29-96
Passing Yards	143	162
Passes (Att-Comp-Int)	27-12-2	44-21-2
Total Offense	313	258
Return Yards	138	30
Punts: No-Average	4-28.5	5-38.4
Fumbles: No-Lost	2-1	4-3
Penalties/Yards	6/41	8/67
Quarterback Sacks—Yards	3-33	5-29
Time Possession	29:59	30:01

INDIVIDUAL STATISTICS

Rushing—Colorado: Troutman 13-100, Henry 7-38, M.Barnes 5-25, Savoy 1-13, Abdul-Rahmaan 4-3, Hessler 11-minus 9. **Oregon**: Whittle 12-50, Parker 3-43, Jelks 3-14, Graziani 11-minus 11.

Passing—Colorado: Hessler 26-11-2, 115; Mitchell 1-1-0, 28. **Oregon**: Graziani 37-19-2, 113; Smith 6-2-0, 49; Parker 1-0-0, 0.

Receiving—Colorado: Savoy 3-29, Kidd 2-73, Henry 2-minus 6, Black 1-28, Carruth 1-11, Troutman 1-4, Anderson 1-2, Lepsis 1-2. **Oregon**: Whittle 4-18, McLemore 3-26, Hodge 2-33, Jelks 2-21, Griffin 2-17, Wilcox 2-17, Spence 2-9, Parker 2-8, Anderson 1-16, Ricketts 1-minus 3.

Punting—Colorado: Mitchell 4-28.5 (38 long). **Oregon**: Bidwell 5-38.4 (48 long).

Punt Returns—Colorado: Davis 1-2. **Oregon**: Johnson 1-2.

Kickoff Returns—Colorado: Troutman 2-15, Henry 1-10. **Oregon**: Whittle 1-63, Johnson 1-18, Spence 1-8, Parker 1-0.

Interceptions—Colorado: Washington 1-95, Rosga 1-26. **Oregon**: Wheaton 1-21, Ruhl 1-7.

Tackle Leaders—Colorado: Russell 6,4—10; Cunningham 6,1—7; Washington 5,1—6; Hicks 4,2—6; Leomiti 4,0—4; Wilkins 3,1—4; Jones 1,3—4. **Oregon**: Bailey 5,2—7; Collins 5,2—7; Barnes 4,1—5; Asher 2,2—4; Wheaton 2,2—4.

1996 HOLIDAY BOWL

Dec. 30, 1996 at San Diego, Calif.

Colorado 33
Washington 21

Koy Detmer and Rae Carruth completed their careers in style, rallying No. 8 Colorado from an early two touchdown deficit to defeat No. 13 Washington, 33-21, in the 19th annual Holiday Bowl.

Detmer, who was named the game's offensive most valuable player, hooked up with Carruth on a 76-yard touchdown pass with 2:25 left in the first quarter to get the Buffaloes on the scoreboard. Until that play, the Huskies used a pair of Corey Dillon touchdown runs to build a 14-0 lead, threatening CU's three-game bowl winning streak and a chance at a third straight 10-win season.

Colorado pulled even four minutes into the second quarter, when defensive MVP Nick Ziegler intercepted a Brock Huard pass and returned it 31 yards for the first touchdown of his collegiate career. Washington answered with a Jerome Pathon 86-yard kickoff return for a 21-14 lead, but those would be the last points CU would allow on the night. Darrin Chiaverini tied the score at 21 with a seven-yard TD pass from Detmer, and Jeremy Aldrich's 42-yard field goal gave CU its first lead at 24-21 with 1:50 left in the first half.



CU added nine second half points on a 36-yard Aldrich field goal and a four-yard touchdown pass from Detmer to Carruth. The Buff defense held the Huskies to just 129 yards and seven first downs in the second half, and Washington's only scoring chance resulted in a blocked field goal attempt by Mike Phillips.

Detmer and Carruth respectively set CU bowl records for passing yards (371) and receiving yards (162). The Buffs had a 414-341 edge in total offense in the game, but a 373-204 edge after UW took its 14-0 lead. It was the largest deficit in CU bowl game history in which the Buffs rallied to win, and the fifth largest comeback in NCAA bowl annals.

CU finished 10-2 for second straight season, and earned a final ranking of No. 8 in the nation.

Colorado	7	17	3	6	—	33
Washington	14	7	0	0	—	21

Washington—Dillon 2 run (Jones kick)	0-7	12:04	1Q
Washington—Dillon 12 run (Jones kick)	0-14	3:10	1Q
CU—Carruth 76 pass from Detmer (Aldrich kick)	7-14	2:25	1Q
CU—Ziegler 31 interception return (Aldrich kick)	14-14	11:00	2Q
Washington—Pathon 86 kickoff return (Jones kick)	14-21	10:49	2Q
CU—Chiaverini 7 pass from Detmer (Aldrich kick)	21-21	8:26	2Q
CU—Aldrich 42 FG	24-21	1:50	2Q
CU—Aldrich 36 FG	27-21	8:08	3Q
Washington—Carruth 4 pass from Detmer (pass failed)	33-21	8:34	4Q

Attendance: 54,749

Time: 3:45

Weather: 61 degrees, cloudy skies, 8 mph winds (SW)

TEAM STATISTICS

	COLORADO	WASHINGTON
First Downs	24	18
Third Down Efficiency	5-14	6-16
Fourth Down Efficiency	1-1	1-2
Rushes—Net Yards	30-43	37-138
Passing Yards	371	203
Passes (Att-Comp-Int)	45-25-0	37-21-1
Total Offense	414	341
Return Yards	63	11
Punts: No-Average	5-34.6	7-37.1
Fumbles: No-Lost	3-1	1-0
Penalties/Yards	5/39	7/75
Quarterback Sacks—Yards	5-29	1-6
Time Possession	29:36	30:24

INDIVIDUAL STATISTICS

Rushing—Colorado: Troutman 9-22, Fisk 5-14, Henry 11-14, Abdul-Rahmaan 1-minus 1, Detmer 4-minus 6. **Washington**: Dillon 30-140, Huard 7-minus 2.

Passing—Colorado: Detmer 45-25-0, 371. **Washington**: Huard 37-21-1, 203.

Receiving—Colorado: Carruth 7-162, Chiaverini 7-94, Henry 3-37, Troutman 3-10, Lepsis 2-17, Anderson 1-17, Kidd 1-17, Savoy 1-17. **Washington**: Pathon 5-96, Coleman 5-38, Dillon 3-31, Janoski 3-20, Cleeland 2-2, Kissel 1-6, Reed 1-6, Harris 1-4.

Punting—Colorado: Pietsch 5-34.6 (42 long). **Washington**: Prince 4-42.3 (49 long), Sarshar 3-30.3 (38 long).

Punt Returns—Colorado: Rosga 4-32. **Washington**: Jarzynka 3-11.

Kickoff Returns—Colorado: Nabholz 1-14, Johanningmeier 1-5, Dickey 1-0, Henry 1-0. **Washington**: Pathon 2-120, Jarzynka 2-46, Coleman 1-12.

Interceptions—Colorado: Ziegler 1-31. **Washington**: none.

Tackle Leaders—Colorado: Black 9,3—12; Russell 7,3—10; Rosga 7,2—9; Jones 3,2—5; Merkerson 4,0—4; Phillips 4,0—4. **Washington**: Fiala 9,0—9; Burton 6,0—6; Parrish 5,1—6; Aleaga 4,2—6; Campbell 4,1—5.

1998 ALOHA BOWL

Dec. 25, 1998 at Honolulu, Hawai'i

Colorado 51
Oregon 43

Ben Kelly set the tone for the day by returning the opening kickoff for a touchdown, as the Colorado Buffaloes built a 30-point third quarter lead and then held off the No. 21 Oregon Ducks, 51-43, in the 17th annual Aloha Bowl.

Kelly raced 93 yards for a score to start a busy day at Aloha Stadium, as 164 points would be tallied in college football's first-ever bowl doubleheader (Air Force beat Washington, 45-25, in the Oahu Bowl later that afternoon).

Mike Moschetti set a CU bowl record by throwing four touchdown passes in the game, the first coming late in the first quarter after Jeremy Aldrich's 48-yard field goal had given CU a 10-0 lead. Javon Green caught the five-yard toss and the Buffs were up 17-0.

Moschetti, CU's most valuable player in the game, threw scoring passes of 58 yards to Marcus Stiggers and 72 yards to Darrin Chiaverini in the second quarter, as the Buffaloes built a 37-14 halftime edge. Aldrich added a pair of field goals in the quarter, and his three in the game also established a new CU postseason best.

Damen Wheeler gave CU its biggest lead of the day at 44-14 after he raced into the backfield and plucked off an Akili Smith pass and ran 52 yards for a touchdown; he actually swiped the ball while it was traveling backwards, so the play was classified an intercepted pitch. Oregon chipped away at the CU advantage and had cut it to 44-28 early in the fourth quarter, but a 57-yard drive ended by a 20-yard TD pass from Moschetti to Daniel Graham worked the lead back up to 51-28. The Ducks wouldn't give up, adding two more scores to



pull to within the final score of 51-43, as the CU defense rose to the occasion the one time Oregon had the ball with a chance to tie the game. The Buff defense forced three incompletions and Hannibal Navies added a 13-yard sack to keep the Ducks at bay.

Oregon outgained CU, 535-397, but the Buffs averaged more yards per play (6.7-6.6), basically scoring at will, and forced the Ducks into six turnovers that led to 23 Colorado points. The win was Colorado's fifth straight in the bowls, giving the Buffs the nation's longest active streak. It would also be the final game for CU head coach Rick Neuheisel, who resigned two weeks later to take over as head coach at Washington.

Colorado	17	20	7	7	—	51
Oregon	0	14	7	22	—	43

CU—Kelly 93 kickoff return (Aldrich kick)	7-0	14:43	1Q
CU—Aldrich 48 FG	10-0	6:36	1Q
CU—Green 5 pass from Moschetti (Aldrich kick)	17-0	2:10	1Q
Oregon—Latimer 11 run (Villegas kick)	17-7	13:23	2Q
CU—Stiggers 58 pass from Moschetti (Aldrich kick)	24-7	12:19	2Q
CU—Aldrich 41 FG	27-7	10:00	2Q
Oregon—Latimer 4 run (Villegas kick)	27-14	7:11	2Q
CU—Chiaverini 72 pass from Moschetti (Aldrich kick)	34-14	6:53	2Q
CU—Aldrich 23 FG	37-14	0:02	2Q
CU—Wheeler 52 intercepted pitch return (Aldrich kick)	44-14	10:39	3Q
Oregon—Weaver 9 pass from Smith (Villegas kick)	44-21	7:31	3Q
Oregon—Latimer 1 run (Villegas kick)	44-28	13:34	4Q
CU—Graham 20 pass from Moschetti (Aldrich kick)	51-28	10:45	4Q
Oregon—Smith 1 run (Villegas kick)	51-35	7:13	4Q
Oregon—Haynes 42 pass from Smith (Nero pass from Smith)	51-43	5:55	4Q

Attendance: 34,803

Time: 3:48

Weather: 77 degrees, fair skies, misty early, 14 mph winds (NE)

TEAM STATISTICS

	COLORADO	OREGON
First Downs	13	27
Third Down Efficiency	3-14	7-13
Fourth Down Efficiency	0-1	0-2
Rushes—Net Yards	35-176	36-71
Passing Yards	221	456
Passes (Att-Comp-Int)	24-12-0	45-24-1
Total Offense	397	527
Return Yards	76	56
Punts: No-Average	6-51.5	4-48.3
Fumbles: No-Lost	3-1	5-5
Penalties/Yards	8/75	4/30
Quarterback Sacks—Yards	4-27	2-13
Time Possession	26:42	33:18

INDIVIDUAL STATISTICS

Rushing—Colorado: Cherrington 10-92, Stiggers 1-28, D.Barton 4-24, M.Barnes 8-24, Johnson 3-5, Moschetti 9-3. **Oregon**: Latimer 19-74, Chance 1-4, Cooper 1-0, Ho-Ching 6-0, A.Smith 9-minus 7.

Passing—Colorado: Moschetti 23-11-0, 213; Johnson 1-1-0, 8. **Oregon**: A.Smith 45-24-1, 456.

Receiving—Colorado: Chiaverini 3-96, Stiggers 3-81, Cherrington 2-12, Green 2-4, Graham 1-20, Washington 1-8. **Oregon**: Griffin 8-146, Haynes 7-148, Nero 3-63, Weaver 3-45, Latimer 1-33, Collins 1-15, Young 1-6.

Punting—Colorado: Pietsch 6-51.5 (62 long). **Oregon**: M.Smith 4-48.3 (52 long).

Punt Returns—Colorado: Kelly 3-1. **Oregon**: Fletcher 3-56.

Kickoff Returns—Colorado: Kelly 3-121, Chiaverini 1-minus 7. **Oregon**: Fletcher 4-81, Cooper 3-57.

Interceptions—Colorado: Sanders 1-0. **Oregon**: none.

Fumble Returns—Colorado: Wheeler 1-52, Sanders 1-23. **Oregon**: none.

Tackle Leaders—Colorado: Navies 5,3—8; Wright 5,3—8; Sanders 4,4—8; Wheeler 3,3—6; Ziegler 3,2—5; Washington 2,3—5; Sykes 2,3—5. **Oregon**: Vandiver 5,10—15; McLemore 4,3—7; Wilcox 3,3—6; Fletcher 2,3—5; Chevront 1,4—5.

1999 INSIGHT.COM BOWL

Dec. 31, 1999 at Tucson, Ariz.

Colorado 62
Boston College 28

Colorado scored six first half touchdowns from its offense, defense as well as special teams in building an insurmountable 45-7 lead en route to a 62-28 thrashing of Boston College in the 11th annual Insight.com Bowl, CU's nation-best sixth bowl win in a row.

The Buffaloes took the opening kickoff and marched 65 yards in 13 plays, with Cortlen Johnson's 10-yard run capping the drive to give CU a 7-0 lead. Boston College drove to the CU 26 on its first possession, but a 43-yard field goal sailed wide to take some steam out of the Eagles. Quarterback Mike Moschetti then engineered a 12-play, 74-yard drive, and called his own number to score on a 2-yard run and CU led, 14-0, with just 1:47 left in the period.

Then a barrage of returns for touchdowns sealed BC's fate. Thirty seconds and three plays after the Moschetti score, Jashon Sykes intercepted a Tim Hasselbeck pass and returned it 29 yards for a 21-0 lead. A little over four minutes into the second quarter, Rashidi Barnes did the same, stealing a Brian St. Pierre pass and rambling 21 yards into the end zone to make it 28-0. The Buffalo defense stopped the Eagles cold on their next possession, but the elation of a Kevin McMyler 55-yard punt to the CU 12 was short-lived as Ben Kelly raced 88 yards with the ball for a touchdown, the longest in NCAA bowl history, and a 35-0 Colorado lead. After George White intercepted a Moschetti pass and ran it back for a 78-yard score, Johnson added his second touchdown on the day and Jeremy Aldrich the first of two field goals for the 45-7 lead at intermission.

There were a couple of more quirky scores in the sec-

ond half, as BC recovered its own fumble in the end zone for a score and got its last touchdown on a blocked punt return, but the game was over at halftime.

Johnson ran for 201 yards on just 15 carries, and was named to Sports Illustrated's All-Bowl team. CU set numerous school records and the 62 points were the third most ever scored in any bowl. And by scoring in all four quarters, the Buffs extended another amazing streak, as CU ended the 20th century scoring in 15 consecutive bowl quarters and in 26 of its last 27.

The win also gave CU a final record of 7-5 under first-year coach Gary Barnett, and it was Barnett's first win as a head coach in a bowl in three games (he was 0-2 at Northwestern before coming to Colorado).

Colorado	21	24	10	7	—	62
Boston College.....	0	7	7	14	—	28

CU—C.Johnson 10 run (Aldrich kick)	7-0	11:05	1Q
CU—Moschetti 2 run (Aldrich kick)	14-0	1:47	1Q
CU—Sykes 29 interception return (Aldrich kick)	21-0	1:17	1Q
CU—Barnes 21 interception return (Aldrich kick)	28-0	10:47	2Q
CU—Kelly 88 punt return (Aldrich kick)	35-0	8:50	2Q
BC—White 78 interception return (Match kick)	35-7	7:22	2Q
CU—C.Johnson 2 run (Aldrich kick)	42-7	5:53	2Q
CU—Aldrich 26 FG	45-7	0:29	2Q
CU—Aldrich 21 FG	48-7	6:40	3Q
BC—Arndt rec. fumble in end zone (Match kick)	48-14	3:36	3Q
CU—Hollowell 18 pass from Moschetti (Mariscal kick)	55-14	2:53	3Q
CU—Colvin 4 run (Mariscal kick)	62-14	14:53	4Q
BC—Burke 2 pass from Hasselbeck (Match kick)	62-21	7:37	4Q
BC—Bessette 9 blocked punt return (Match kick)	62-28	5:55	4Q

Attendance: 35,762

Time: 3:21

Weather: 62 degrees, partly cloudy skies, 5 mph winds (NW)



TEAM STATISTICS

	COLORADO	BOSTON COL.
First Downs	29	12
Third Down Efficiency	8-15	5-18
Fourth Down Efficiency	1-1	3-3
Rushes—Net Yards	50-347	35-96
Passing Yards	176	159
Passes (Att-Comp-Int)	27-16-1	35-14-3
Total Offense	523	255
Return Yards	184	128
Punts: No-Average	3-27.7	6-41.0
Fumbles: No-Lost	1-0	2-1
Penalties/Yards	5/40	6/62
Quarterback Sacks—Yards	1-7	1-6
Time Possession	31:38	28:22

INDIVIDUAL STATISTICS

Rushing—Colorado: C.Johnson 15-201, Stiggers 4-24, Cherrington 3-23, Moschetti 8-23, Andrews 3-15, Reed 6-15, Hollowell 2-14, Page 2-8, D.Barton 1-7, Colvin 2-7, Drumm 2-5, Johnson 2-5. **Boston College:** Green 11-32, Washington 16-30, Hasselbeck 6-25, Robbins 1-5, St. Pierre 1-4.

Passing—Colorado: Moschetti 25-15-1, 167; Colvin 2-1-0, 9.

Boston College: Hasselbeck 32-13-2, 146; Robbins 1-1-0, 13, St. Pierre 2-0-1, 0.

Receiving—Colorado: Graham 3-51, Stiggers 3-41, Hollowell 3-38, Green 3-21, Cherrington 1-9, Reed 1-9, Minardi 1-5, Cormier 1-2. **Boston College:** DeWalt 4-70, Burch 4-47, Washington 2-3, Arndt 1-19, Cervi 1-13, Daniels 1-5, Burke 1-2.

Punting—Colorado: Pietsch 2-41.5 (50 long), Team 1-0.

Boston College: McMyler 6-41.0 (55 long).

Punt Returns—Colorado: Kelly 5-127. **Boston College:** Parent 1-24, DeWalt 1-2, Bessette 0-9 (lateral).

Kickoff Returns—Colorado: Stiggers 1-12, Hollowell 1-5. **Boston College:** Daniels 6-130, Green 3-79, Ellis 1-3.

Interceptions—Colorado: Sykes 1-29, Barnes 1-21, Lewis 1-7. **Boston College:** G.White 1-78.

Tackle Leaders—Colorado: Sykes 6,3—9; Robinson 7,0—7; Wheeler 5,2—7; Barnes 4,1—5; Killion 3,2—5; Lewis 2,3—5. **Boston College:** Bessette 8,1—9; Chamberlain 7,1—8; Ordway 7,0—7; Cirino 6,1—7; G.White 5,1—6.

2002 FIESTA BOWL

Jan. 1, 2002 at Tempe, Ariz.

Oregon 38
Colorado 16

It was only the sixth postseason meeting ever between Nos. 2 and 3, but second-ranked Oregon proved to be too much for third-ranked Colorado as the Ducks defeated the Buffaloes, 38-16. The loss snapped CU's nation-best six game bowl winning streak.

The Buffs scored first—and last—but it was in-between when Oregon flashed the muscle of its powerful passing attack when it outscored CU 38-0 from late in the first quarter to early in the fourth.

Colorado took a 7-0 lead after Brandon Drumm's 1-yard plunge capped an 11-play, 65-yard drive at the 6:26 mark of the first quarter. But the complexion of the first half changed over the course of remainder of the first half. UO's star quarterback, Heisman finalist Joey Harrington, threw three touchdown passes, including a 28-yard strike to Keenan Howry to tie the score late in the first. Two drives later, early in the second stanza, Harrington and Samie Parker hooked up on a 79-yard strike that put the Ducks up for good. He combined with Onterio Smith for a 6-yard score with 2:29 left before the half that gave the Ducks a 21-7 lead.

Two bad breaks did in the Buffs in the third quarter. With Oregon getting ball first, CU needed a defensive stop, but Maurice Morris broke at least half a dozen tackles in rambling 49 yards for a touchdown and a 28-7 UO lead less than three minutes into the half. Colorado then came back and drove to the Duck 26, where Bobby Pesavento scrambled free and hit Derek McCoy for an apparent touchdown. But the SEC official, some 20 yards behind the play, ruled Pesavento had

crossed the line of scrimmage, negating the play. Television replays showed Pesavento was not over, but the call stood and took what little wind was left in CU's sails at the time.

Oregon extended the lead to 38-7, with Harrington throwing a fourth scoring pass, with 9:38 left. Colorado did get back on the board with a 39-yard field goal from Jeremy Flores and ended the game's scoring with a Craig Ochs to Daniel Graham 4-yard touchdown pass in the final seconds.

Graham set a CU bowl record with 10 receptions, but Oregon allowed CU only 49 net rushing yards after a potent Buff ground game ran up 603 in their final two regular season games. Oregon finished the season with an 11-1 record but couldn't overtake Miami in the final polls; CU closed at 10-3, ending at No. 9 in both major polls.

Oregon	7	14	10	7	—	38
Colorado	7	0	0	9	—	16

CU—Drumm 1 run (Brougham kick)	7-0	6:26	1Q
Oregon—Howry 28 pass from Harrington (Siegel kick)	7-7	3:48	1Q
Oregon—Parker 79 pass from Harrington (Siegel kick)	7-14	13:13	2Q
Oregon—Smith 6 pass from Harrington (Siegel kick)	7-21	2:29	2Q
Oregon—Morris 49 run (Siegel kick)	7-28	12:33	3Q
Oregon—Siegel 47 FG	7-31	12:03	4Q
Oregon—Peelle 4 pass from Harrington (Siegel kick)	7-38	9:38	4Q
CU—Flores 39 FG	10-38	5:47	4Q
CU—Graham 4 pass from Ochs (kick failed)	16-38	0:18	4Q

Attendance: 74,118

Time: 3:33

Weather: 66 degrees, clear skies, 6 mph winds (variable)

TEAM STATISTICS

	COLORADO	OREGON
First Downs	20	22
Third Down Efficiency	6-19	7-13
Fourth Down Efficiency	3-3	0-0
Rushes—Net Yards	31-49	28-150
Passing Yards	279	350
Passes (Att-Comp-Int)	47-24-3	42-28-1
Total Offense	328	500
Return Yards	39	39
Punts: No-Average	5-40.8	5-36.2
Fumbles: No-Lost	1-0	0-0
Penalties/Yards	8/55	8/74
Quarterback Sacks—Yards	0-0	4-25
Time Possession	28:55	31:05

INDIVIDUAL STATISTICS

Rushing—Colorado: Brown 9-30, C.Johnson 8-24, Purify 6-19, Drumm 1-1, Pesavento 1-minus 5, Ochs 3-minus 20. **Oregon:** Morris 11-89, O.Smith 14-51, Line 2-7, Willis 1-3.

Passing—Colorado: Ochs 20-13-1, 140; Pesavento 27-11-2, 139. **Oregon:** Harrington 42-28-1, 350.

Receiving—Colorado: Graham 10-89, McCoy 5-66, C.Johnson 3-50, M.Brunson 3-35, Cormier 2-25, Houston 1-14. **Oregon:** Parker 9-162, Willis 6-62, Peelle 5-66, Howry 3-33, O.Smith 3-8, Line 1-16, Wrighster 1-3.

Punting—Colorado: Mariscal 5-40.8 (51 long). **Oregon:** Arroyo 4-41.8 (54 long), Harrington 1-14.0 (14 long).

Punt Returns—Colorado: Hollowell 3-25. **Oregon:** Howry 3-4.

Kickoff Returns—Colorado: Hollowell 5-122, Surrell 2-37. **Oregon:** Amundson 2-28, O.Smith 1-21.

Interceptions—Colorado: Robinson 1-14. **Oregon:** S.Smith 3-35.

Tackle Leaders—Colorado: Lewis 9,3—12; Robinson 4,3—7; J.Johnson 4,3—7; Brayton 5,0—5; Bannan 4,1—5; Tufts 2,3—5; Strickland 1,4—5. **Oregon:** Mallard 6,7—13; Moretti 6,5—11; Mitchell 5,5—10; Lewis 3,5—8; Bauman 4,1—5.



2002 ALAMO BOWL

Dec. 28, 2002 at San Antonio, Texas

Wisconsin 31
Colorado 28 (OT)

No. 14 Colorado didn't have much luck in the Lone Star state three weeks earlier in its 29-7 loss to Oklahoma in the Big12 Championship game in Houston, and the return to Texas just after Christmas proved just as disappointing as the Buffaloes fell in overtime to Wisconsin, 31-28, in the Alamo Bowl presented by MasterCard.

Mike Allen's 37-yard field goal in overtime, after CU failed to score to open the extra session, completed a wild rally for the Badgers. Wisconsin tied the game with 51 seconds left in regulation when quarterback Brooks Bollinger scored from a yard out, which concluded a frantic 10-play, 80-yard march in 94 seconds.

Colorado took a 7-0 lead four minutes into the contest when Donald Strickland ended an early UW threat when he picked off a Bollinger pass at the CU 9 and raced 91 yards for the game's first points. The Badgers tied the game two possessions later, capitalizing on an interception of their own with Anthony Davis scoring on a 4-yard run to top off a short 19-yard drive. CU grabbed the lead back on the final play of the quarter, going up 14-7 after quarterback Robert Hodge hooked up with D.J. Hackett on a 10-yard touchdown pass that finished off an 11-play, 83-yard drive.

But Wisconsin owned the second quarter, scoring two more touchdowns on the heels of Hodge's second and third interceptions. Bollinger hit Brandon Williams with a 10-yard TD pass and Darrin Charles with a 7-yard toss, both on third down plays as the Badgers scored their three first half scores on combined drives of just 93 yards.

San Antonio native Zac Colvin replaced Hodge for the final first half series and led the Buffs to two scores in the third quarter. As Wisconsin did in converting CU interceptions, the Buffs did the same in converting Badger fumbles into

third down touchdowns. Chris Brown scored on a 4-yard run midway into the period after the Badgers fumbled a Mark Mariscal punt. Davis fumbled on the first play of Wisconsin's next drive, with Kory Mossoni recovering at the UW17. Colvin found Hackett in the end zone for an 11-yard touchdown play that put CU up for the final time, 28-21. CU managed to tie the game and take the lead on two drives that totaled all of 42 yards.

A stalemate then ensued until UW took over on its own 20 with just 2:25 remaining. The game-tying drive included two conversions on fourth downs, the first on a 4th-and-18 (a 27 yards pass from Bollinger to Williams) and the next on a 4th-and-10 (Bollinger to Charles for 28 yards).

CU ran out the clock and couldn't gain any yards on three plays in the overtime; Patrick Brougham's 45-yard field goal try sailed wide right, setting the stage for Wisconsin to grab the victory on Allen's kick.

The only other overtime game in the 2002-03 bowl season was the Tostitos Fiesta Bowl, where Ohio State topped Miami, Fla., in two overtimes to win the national championship.

Colorado.....	14	0	14	0	0	—	28
Wisconsin.....	7	14	0	7	3	—	31

CU—Strickland 91 interception return (Brougham kick)	7-0	11:07	1Q
Wisconsin—Davis 4 run (Allen kick)	7-7	4:54	1Q
CU—Hackett 10 pass from Hodge (Brougham kick)	14-7	0:00	1Q
Wisconsin—Williams 10 pass from Bollinger (Allen kick)	14-14	5:19	2Q
Wisconsin—Charles 7 pass from Bollinger (Allen kick)	14-21	0:32	2Q
CU—Brown 4 run (Brougham kick)	21-21	7:37	3Q
CU—Hackett 11 pass from Colvin (Brougham kick)	28-21	5:58	3Q
Wisconsin—Bollinger 1 run (Allen kick)	28-28	0:51	4Q
Wisconsin—Allen 37 FG	28-31	OT

Attendance: 50,690
Time: 3:43
Weather: 72 degrees in controlled environment (Alamodome)



2004 HOUSTON BOWL

Dec. 29, 2004 at Houston, Texas

Colorado 33
UTEP 28

HOUSTON — Joel Klatt passed for 333 yards and two touchdowns, both coming in the fourth quarter, and Tom Hubbard had two interceptions in leading Colorado to a 33-28 come-from-behind victory over the Texas-El Paso Miners in the second annual EVI.Net Houston Bowl.

The Buffaloes spotted UTEP a 14-3 first quarter lead, but held the Miners to just 191 yards while outscoring them 30-14 over the last three periods. Klatt and Hubbard were respectively named the game's offensive and defensive most valuable players, though there were many stars for the Buffaloes on this afternoon.

Mason Crosby made good on 4-of-6 field goal tries, tight end Joe Klopfenstein had a record day, punter John Torp neutralized UTEP's return game and linebackers Thaddeaus Washington and Akarika Dawn combined for 16 tackles with five for losses and two quarterback sacks.

Trailing 21-19 to open the fourth quarter, UTEP answered a Buff field goal on the previous possession with a 4-play, 80-yard drive capped by a 3-yard touchdown pass from Jordan Palmer to Johnnie Higgins. That was the end of the fireworks for UTEP and it lit a fuse for the Buffaloes.

Colorado came right back on the first play of its next possession. Klatt hit a streaking Klopfenstein across the middle, with the junior breaking two tackles and outrunning a safety for a 78-yard touchdown reception. It was the longest play by a tight end in Colorado history, some 21 yards longer than the previous best. Crosby's PAT kick brought CU back to within 28-26.

The Miners then worked the ball to midfield, and on a 2nd-and-13, Palmer was intercepted by Hubbard at the Buff 28 to end the threat with 11:10 on the clock. CU immediately countered with a six play drive that covered 72 yards that had a little bit of everything.

Klatt hit Ron Monteilh for a short seven-yard gain on first down, but the next two plays yielded a zero yard rush by Bobby Purify and then an incomplete pass. On 4th-and-3, Torp faked a punt and scrambled 22 yards around the left side to give the

Buffs a first down at the UTEP 43. Lawrence Vickers then rushed for four yards, and from there, Klatt hit a wide open Evan Judge on a 39-yard touchdown reception to give Colorado its first advantage since the first quarter.

UTEP went three-and-out on its next two possessions, the first of which included a sack by Washington and the second a key pass deflection by Hubbard on third down to deny the Miners a long gain. On their last drive of the game, after Torp pinned them at their own 18, the Miners earned one first down and drove the ball out to their 40, where Palmer threw four straight incompletions to turn the ball back over to CU, which ran out the clock.

CU struck first on a 26-yard Crosby field goal, with the Miners taking an 11-point edge after two touchdown runs. The Buffs pulled to within 14-13 after a Hugh Charles 1-yard run and a 54-yard field goal from Crosby. The latter was a CU postseason record, topping the old long of 49 yards set by Mitch Berger in the 1993 Aloha Bowl. Palmer threw a TD pass that covered 17 yards to Jayson Boyd to put UTEP back up, 21-13, at halftime, but two Crosby field goals, the only third quarter scoring, pulled CU back to within two after the third.

Purify led all runners in the game with 80 yards on 22 carries, while Charles added 51 on just seven tries. Klopfenstein caught five passes for 134 yards and the score.

COLORADO.....	3	10	6	14	—	33
UTEP.....	14	7	0	7	—	28

CU — Crosby 26 FG	3-0	8:32	1Q
UTEP — Jackson 7 run (Schneider kick)	3-7	6:05	1Q
UTEP — Chamois 1 run (Schneider kick)	3-14	1:11	1Q
CU — Charles 1 run (Crosby kick)	10-14	13:31	2Q
CU — Crosby 54 FG	13-14	8:16	2Q
UTEP — Boyd 17 pass from Palmer (Schneider kick)	13-21	3:08	2Q
CU — Crosby 37 FG	16-21	9:17	3Q
CU — Crosby 20 FG	19-21	0:40	3Q
UTEP — Higgins 3 pass from Palmer (Schneider kick)	19-28	14:20	4Q
CU — Klopfenstein 78 pass from Klatt (Crosby kick)	26-28	14:02	4Q
CU — Judge 39 pass from Klatt (Crosby kick)	33-28	8:43	4Q

Attendance: 27,235 Time: 3:30
Weather: 71 degrees, cloudy skies, winds from the southeast at 14 mph



TEAM STATISTICS	COLORADO	WISCONSIN
First Downs.....	13	21
Third Down Efficiency.....	6-16	5-14
Fourth Down Efficiency.....	1-1	2-3
Rushes—Net Yards.....	44-123	51-193
Passing Yards.....	77	163
Passes (Att-Comp-Int).....	18-9-3	24-12-1
Total Offense.....	200	356
Return Yards.....	99	51
Punts: No-Average.....	6-40.8	5-36.0
Fumbles: No-Lost.....	1-0	3-3
Penalties/Yards.....	9/71	6/64
Quarterback Sacks—Yards.....	1-7	0-0
Time Possession.....	29:23	30:37

INDIVIDUAL STATISTICS
Rushing—Colorado: Brown 28-97, Calhoun 9-16, Colvin 3-10, Hodge 1-3, Team 3-minus 3. **Wisconsin:** Davis 25-99, Bollinger 20-82, Smith 5-15, Team 1-minus 3.

Passing—Colorado: Hodge 13-6-3, 6; Colvin 5-3-0, 15. **Wisconsin:** Bollinger 24-12-1, 163.

Receiving—Colorado: Hackett 3-30, Drumm 2-16, Monteilh 1-20, Donahoe 1-11, Williams 1-1, Calhoun 1-minus 1. **Wisconsin:** Williams 5-83, Charles 5-67, Bernstein 1-9, Smith 1-4.

Punting—Colorado: Mariscal 6-40.8 (47 long). **Wisconsin:** Morse 5-36.0 (40 long).

Punt Returns—Colorado: Bloom 3-8. **Wisconsin:** Williams 2-34, Leonhard 1-minus 4.

Kickoff Returns—Colorado: Sneed 3-49. **Wisconsin:** Pettus 2-53, Williams 2-31.

Interceptions—Colorado: Strickland 1-91. **Wisconsin:** Jones 1-13, Starks 1-7, Leonhard 1-1.

Tackle Leaders—Colorado: Moorer 10.5—15; Strickland 8.0—8; Tufts 5.2—7; Harris 5.1—6; Iwuh 4.2—6; Wilder 4.1—5; Jackson 2.3—5. **Wisconsin:** Lewis 4.5—9; Mack 3.6—9; Hawthorne 3.5—8; Aiello 3.5—8.

TEAM STATISTICS	COLORADO	UTEP
First Downs.....	23	19
Third Down Efficiency.....	4-15	5-13
Fourth Down Efficiency.....	1-1	1-2
Rushes—Net Yards.....	44-157	27-34
Passing Yards.....	333	328
Passes (Att-Comp-Int).....	33-24-0	42-22-2
Total Offense.....	490	362
Return Yards.....	3	11
Punts: No-Average.....	4-50.0	5-45.0
Fumbles: No-Lost.....	0-0	1-1
Penalties/Yards.....	10/83	4/43
Quarterback Sacks—Yards.....	3-14	3-21
Time of Possession.....	37:09	22:51

INDIVIDUAL STATISTICS
Rushing—Colorado: Purify 22-80, Charles 7-51, Torp 1-22, Mackey 1-20, Vickers 3-4, Littlehales 1-minus 2, Klatt 7-minus 16, Team, 2-minus 2. **UTEP:** Jackson 16-37, Thomas 2-4, Smith 1-1, Chamois 2-1, Austin 1-0, Palmer 4-minus 3, Marrow 1-minus 6.

Passing—Colorado: Klatt 33-24-0, 333, 2 td. **UTEP:** Palmer 42-22-2, 328, 2 td.

Receiving—Colorado: Purify 6-41, Klopfenstein 5-134, Monteilh 4-34, Judge 2-50, Mackey 2-32, Sprague 2-16, Duren 2-10, Vickers 1-16. **UTEP:** Boyd 7-140, Higgins 7-122, Marrow 3-9, Francis 2-28, Jackson 2-12, Sears 1-17.

Punting—Colorado: Torp 4-50.0 (58 long, 1 In20). **UTEP:** Benekos 5-45.0 (74 long, 1 In20).

Punt Returns—Colorado: Robinson 2-2. **UTEP:** Fenner 2-11.

Kickoff Returns—Colorado: Wheatley 3-61, Charles 1-14, Schaub 1-8. **UTEP:** Higgins 1-16.

Interceptions—Colorado: Hubbard 2-1. **UTEP:** none.

Tackle Leaders—Colorado: T.Washington 6.3—9; Sims 6.1—7; Henderson 5.1—6; McChesney 4.2—6; Dawn 4.1—5; Hubbard 4.0—4; Wheatley 3.1—4; Ligon 2.2—4; Dizon 3.0—3; Garee 1, 2—3. **UTEP:** Rodriguez 4.10—14; Ward 5.3—8; Fenner 3.5—8; Akinduro 3.4—7; Mineo 2.5—7; Howard 3.3—6.

2005 CHAMPS SPORTS BOWL

Dec. 27, 2005 at Orlando, Fla.

Clemson 19

Colorado 10

ORLANDO — James Davis became the first player to rush for over hundred yards against Colorado for the season as the Clemson freshman ran for 150 yards and a touchdown in the No. 23 Tigers' 19-10 win over the Buffaloes in the 16th annual Champs Sports Bowl.

The game was a defensive battle, with the two schools combining for just 489 yards of total offense, with the Buffs netting just 124 against a stifling Clemson unit. Colorado had just three first downs and 38 yards of offense in the first three periods and went three plays and out in six of its first nine possessions before getting untracked in the fourth quarter.

Despite CU's struggles on offense, the game wasn't decided until 1:38 remained, when Davis scored from 6 yards out to answer the Buffs lone touchdown of the evening. Backup quarterback Brian White had replaced starter James Cox in the fourth quarter and piloted the Buffaloes on a 69-yard drive that cut the "other" CU's lead to 13-10. White rolled right on third and goal and found tight end Quinn Sypniewski for a 2-yard touchdown pass, temporarily getting the Buffaloes back in the game.

But a worn out Colorado defense couldn't muster enough energy to stop the Tigers on their next possession, who clinched the game on the Davis score after marching 61 yards in seven plays in knocking just over four minutes off the clock. James Garee blocked the extra point attempt, and the Buffs did scoop up the ball and try to return it for a defensive two points, but the Tigers were on top of it and thwarted CU on its last-ditch attempt to remain down by a single score.

Cox and White were playing because three-year starter Joel Klatt was ruled out of the game, still suffering from the effects of a concussion in the Big12 Championship game (he suffered the injury on a vicious illegal hit by UT linebacker Drew Kelson with the Longhorns up by nine scores).

The first half produced a two-to-one lead in field goals by the runner-ups for the Lou Groza

Award, as Clemson's Jad Daen opened the scoring with a 26-yard field goal in the first quarter, which was matched by Mason Crosby with a 36-yard boot on the first play of the second stanza. Dean added an 18-yard make with less than six minutes left in the half and the 6-3 Clemson lead stood at halftime.

Tiger quarterback Charlie Whitehurst capped a 67-yard drive with a 5-yard scoring run to open the second half, with the key play on the drive a 40-yard run by Davis, a bowl record and the longest against CU in two years. That put Clemson up 13-3, a score that would hold until White supplanted Cox and drove CU into the end zone for its first touchdown in 14 quarters.

White completed 7-of-12 passes for 81 yards, with Sypniewski on leading all players in the game with 50 receiving yards, including CU's longest play of the game, a 28-yard catch from White on CU's scoring drive. CU's other individual highlight came from punter John Torp, as the Ray Guy Award runner-up averaged 49.7 yards on nine kicks, including a CU bowl record long of 68, four kicks of 60-plus yards and four inside-the-20.

The only other meeting between the schools came some 49 years earlier in the 1957 Orange Bowl, with the Buffs claiming that one by 27-21.

Colorado was coached by Mike Hankwitz, who was named interim head coach after Gary Barnett stepped down on December 8 after six seasons at the reins of the program.

CLEMSON	3	3	7	6	—	19
COLORADO	0	3	0	7	—	10

CLEMSON — Jad Dean 26 FG	0- 3	5:23	1Q
COLORADO — Mason Crosby 36 FG	3- 3	14:56	2Q
CLEMSON — Jad Dean 18 FG	3- 6	5:48	2Q
CLEMSON — Charlie Whitehurst 5 run (Jad Dean kick)	3-13	11:45	3Q
COLORADO — Quinn Sypniewski 2 pass from Brian White (Mason Crosby kick)	10-13	5:45	4Q
CLEMSON — James Davis 6 run (kick blocked)	10-19	1:38	4Q

Attendance: 31,470

Time: 3:13

Weather: 59 degrees, clear skies, winds from the north 5-10 mph

TEAM STATISTICS

	COLORADO	CLEMSON
First Downs	10	17
Third Down Efficiency	3-14	6-14
Fourth Down Efficiency	1-1	0-0
Rushes—Net Yards	29-17	38-160
Passing Yards	107	205
Passes (Att-Comp-Int)	24-11-0	29-21-1
Total Offense	124	365
Return Yards	39	7
Punts: No-Average	9-49.7	6-33.8
Fumbles: No-Lost	3-0	1-0
Penalties/Yards	7/44	6/49
Quarterback Sacks—Yards	3-19	4-29
Time of Possession	25:30	34:30
Drives/Average Field Position	12/C31	12/C23
Red Zone: Scores-Attempts (Points)	2-2 (10)	4-4 (19)

INDIVIDUAL STATISTICS

Rushing—Colorado: Charles 13-16, Vickers 6-15, Ellis 3-8, Cox 6-minus 21, Team 1-minus 1. **Clemson:** Davis 28-150, Merriweather 3-8, Grisham 1-5, Whitehurst 6-minus 3.

Passing—Colorado: White 12-7-0, 81, 1 td; Cox 12-4-0, 26, 0 td. **Clemson:** Whitehurst 29-21-1, 205, 0 td.

Receiving—Colorado: Sypniewski 4-50, Charles 2-5, Williams 1-17, Judge 1-16, Vickers 1-10, Klopfenstein 1-5, Sprague 1-4. **Clemson:** Kelly 4-36, Baham 3-49, Hunter 3-26, Taylor 3-19, Grisham 2-34, Davis 2-21, Stuckey 2-9, Harris 1-8, Jackson 1-3.

Punting—Colorado: Torp 9-49.7 (68 long, 4 In20). **Clemson:** Chason 5-36.0 (46 long, 2 In20), Team 1-23.0.

Punt Returns—Colorado: Robinson 2-20. **Clemson:** Kelly 2-7.

Kickoff Returns—Colorado: Robinson 3-44, Charles 0-20.

Clemson: Kelly 2-37, Grisham 1-25.

Interceptions—Colorado: Henderson 1-19. **Clemson:** none.

Tackle Leaders—Colorado: Th.Washington 6,2—8; Sims 6,0—6; Iwuh 5,0—5; Burl 4,1—5; Henderson 3,2—5; Dizon 4,0—4; Te.Washington 3,1—4; Billingsley 3,0—3; Dawn 2,1—3; Wright 1,2—3. **Clemson:** Waters 5,3—8; Bennett 6,1—7; Jackson 3,1—4; Coleman 2,2—4; Fudge 3,0—3; Adams 3,0—3.

Quarterback Sacks—Colorado: Th.Washington 2-12, Ligon 1-7. **Clemson:** Adams 2-23, Jackson 1-5, Bennett 1-1

Passes Broken Up—Colorado: none. **Clemson:** Coleman, Hamlin.



BOWL GAME RECORDS

INDIVIDUAL

Rushing

Attempts (Game)—35, Bobby Anderson (vs. Alabama, '69 Liberty).
Attempts (Career)—70, Eric Bieniemy (three games).
Yards Gained (Game)—254, Bobby Anderson (vs. Alabama, '69 Liberty).
Yards Gained (Career)—362, Bobby Anderson (two games).
Avg. Gain Per Attempt (Game, min. 100 yds.)—13.4 (15 for 201), Cortlen Johnson (vs. Boston College, '99 Insight.com).
Avg. Gain Per Attempt (Career, min. 200 yards)—11.4 (18 for 206), Cortlen Johnson (two games).
Touchdowns (Game)—3, Bobby Anderson (vs. Alabama, '69 Liberty); Rashaan Salaam, twice (vs. Fresno State, '93 Aloha; vs. Notre Dame, '95 Fiesta).
Touchdowns (Career)—6, Rashaan Salaam (two games).

Passing

Attempts (Game)—45, Koy Detmer (vs. Washington, '96 Holiday)
Attempts (Career)—76, Kordell Stewart (three games).
Completions (Game)—25, Koy Detmer (vs. Washington, '96 Holiday)
Completions (Career)—36, Kordell Stewart (three games).
Yards Gained (Game)—371, Koy Detmer (vs. Washington, '96 Holiday).
Yards Gained (Career)—546, Kordell Stewart (three games).
TD Passes (Game)—4, Mike Moschetti (vs. Oregon, '98 Aloha).
TD Passes (Career)—5, Mike Moschetti (two games).
Interceptions (Game)—3, Jim Bratten (vs. Alabama, '69 Liberty); Kordell Stewart (vs. Syracuse, '93 Fiesta); Robert Hodge (vs. Wisconsin, '02 Alamo).
Interceptions (Career)—4, Darian Hagan (four games).

Receiving

Receptions (Game)—10, Daniel Graham (vs. Oregon, '02 Fiesta).
Receptions (Career)—14, Daniel Graham (three games); Michael Westbrook (four games).
Yards Gained (Game)—162, Rae Carruth (vs. Washington, '96 Holiday).
Yards Gained (Career)—283, Michael Westbrook (four games).
TD Receptions (Game)—2, Rae Carruth (vs. Washington, '96 Holiday); D.J. Hackett (vs. Wisconsin, '02 Alamo).
TD Receptions (Career)—2, Charles E. Johnson (two games); Darrin Chiaverini (three games); Daniel Graham (three games); Rae Carruth (four games); D.J. Hackett (one game).

Interceptions

Interceptions (Game)—2, Bob Stransky (vs. Clemson, '57 Orange); Greg Thomas (vs. Notre Dame, '91 Orange); Tom Hubbard (vs. UTEP, '04 Houston).
Interceptions (Career)—2, Tom Hubbard (one game); Bob Stransky (one game); Greg Thomas (two games).
Yards Gained (Game)—91, Donald Strickland (vs. Wisconsin, '02 Alamo).
Yards Gained (Career)—91, Donald Strickland (three games).
Touchdowns (Game)—1, on five occasions.

Scoring

Points (Game)—18, Bobby Anderson (vs. Alabama, '69 Liberty); Rashaan Salaam, twice (vs. Fresno State, '93 Aloha; vs. Notre Dame, '95 Fiesta).
Points (Career)—36, Rashaan Salaam (two games), Jeremy Aldrich (three games).
Field Goals (Game)—4, Mason Crosby (vs. UTEP, '04 Houston).
Field Goals (Career)—7, Jeremy Aldrich (three games).

Defense

Tackles (Game)—18, Ted Johnson (vs. Notre Dame, '95 Fiesta).
Tackles For Loss (Game)—5 (for 20 yards), Michael Jones (vs. BYU, '88 Freedom).
Quarterback Sacks (Game)—3, Alfred Williams (vs. BYU, '88 Freedom).
Pass Deflections (Game)—4, Terrence Wheatley (vs. UTEP, '04 Houston).

TEAM

First Downs

Total—29 (vs. Alabama, '69 Liberty, and vs. Boston College, '99 Insight.com).
By Rushing—24 (vs. Alabama, '69 Liberty).
By Passing—17 (vs. Washington, '96 Holiday).
By Penalty—3, on four occasions.

Rushing

Attempts—70 (vs. Alabama, '69 Liberty).
Net Yards—473 (vs. Alabama, '69 Liberty).
Avg. Per Rush—6.9 (vs. Alabama, '69 Liberty).
Touchdowns—5 (vs. Boston College, '99 Insight.com).

Passing

Attempts—47 (vs. Oregon, '02 Fiesta).
Completions—25 (vs. Washington, '96 Holiday).
Comp. Pct.—72.7 (24-of-33 vs. UTEP, '04 Houston).
Yards Gained—371 (vs. Washington, '96 Holiday).
Interceptions—3, on five occasions.
Touchdowns—4 (vs. Oregon, '98 Aloha).

Total Offense

Total Plays—86 (vs. Alabama, '69 Liberty).
Net Yards—563 (vs. Alabama, '69 Liberty).
Avg. Per Play—7.9 (vs. Notre Dame, '95 Fiesta).

Punting

Punts—12 (vs. Alabama, '91 Blockbuster).
Yards—492 (vs. Alabama, '91 Blockbuster).
Avg. Per Punt—51.5 (6-for-309 vs. Oregon, '98 Aloha).



Daniel Graham



Marcus Washington

Return Yardage

Yards—184 (127 punt, 57 interception Boston College, '99 Insight.com).

Fumbles

Total—8 (vs. Clemson, '57 Orange).
Lost—3 (vs. Clemson, '57 Orange); (vs. Baylor, '86 Bluebonnet).

Penalties

Total—9 (vs. Brigham Young, '88 Freedom).
Yards—94 (vs. Ohio State, '77 Orange).

Turnovers

Most—5 (vs. Alabama, '69 Liberty; vs. Texas, '75 Bluebonnet).
Fewest—0 (vs. Notre Dame, '95 Fiesta).

OPPONENTS

First Downs

Total—34, Fresno State ('93 Aloha).
By Rushing—17, Rice ('38 Cotton); Ohio State ('77 Orange).
By Passing—25, Fresno State ('93 Aloha).
By Penalty—5, Fresno State ('93 Aloha).

Rushing

Attempts, Individual—35, Robert Newhouse, Houston ('71 Bluebonnet).
Attempts, Team—71, Ohio State ('77 Orange).
Yards, Individual—168, Robert Newhouse, Houston ('71 Bluebonnet).
Yards, Team—271, Ohio State ('77 Orange).
Touchdowns, Individual—3, Derien Latimer, Oregon ('98 Aloha).
Touchdowns, Team—4, Oregon ('98 Aloha).

Passing

Attempts, Individual—63, Trent Dilfer, Fresno State ('93 Aloha).
Attempts, Team—63, Fresno State ('93 Aloha).
Completions, Individual—37, Trent Dilfer, Fresno State ('93 Aloha).
Completions, Team—37, Fresno State ('93 Aloha).
Yards Gained, Individual—523, Trent Dilfer, Fresno State ('93 Aloha).
Yards Gained, Team—523, Fresno State ('93 Aloha).
Interceptions, Individual—3, Rick Mirer, Notre Dame ('91 Orange).
Interceptions, Team—3, on three occasions.
Touchdown Passes, Individual—4, Joey Harrington, Oregon ('02 Fiesta).
Touchdown Passes, Team—4, Oregon ('02 Fiesta).

Receiving

Receptions—9, David Dunn, Fresno State ('93 Aloha); Samie Parker, Oregon ('02 Fiesta).
Yards Gained—162, Samie Parker, Oregon ('02 Fiesta).
Touchdowns—2, Tydus Winans, Fresno State ('93 Aloha).

Total Offense

Total plays—88, Fresno State ('93 Aloha).
Net Yards—535, Oregon ('98 Aloha).
Avg. Per Play—7.1, Oregon, ('02 Fiesta).

Punting

Punts—7, on six occasions.
Yards—287, Alabama ('69 Liberty).
Avg. Per Punt—48.3 (4-for-193), Oregon ('98 Aloha).

Return Yardage

Yards—128 (78 interception, 35 punt), Boston College, ('99 Insight.com).

Fumbles

Total—5, Fresno State ('93 Aloha), Oregon ('98 Aloha).
Lost—5, Oregon ('98 Aloha).

Penalties

Total—13, Washington ('85 Freedom).
Yards—88, Washington ('85 Freedom); Fresno State ('93 Aloha).

Turnovers

Most—6, Oregon ('98 Aloha).
Fewest—0, Alabama ('69 Liberty); Notre Dame ('90 Orange).

Longest Plays

Touchdown Run (CU)—40, Rashaan Salaam (vs. Fresno State, '93 Aloha).
Non-Scoring Run—59, Dwayne Cherrington (vs. Oregon '98 Aloha).
Touchdown Run (Opponent)—58, Joel Wells, Clemson ('57 Orange).
Touchdown Pass (CU)—78, Joel Klatt to Joe Klopfenstein (vs. UTEP, '04 Houston).
Touchdown Pass (Opponent)—79, Joey Harrington to Samie Parker, Oregon ('02 Fiesta).
Kickoff Return (CU)—93, Ben Kelly, (vs. Oregon '98 Aloha, TD).
Kickoff Return (Opponent)—100, Kirby Dar Dar, Syracuse ('93 Fiesta).
†Punt Return (CU)—88, Ben Kelly (vs. Boston College, '99 Insight.com).
Punt Return (Opponent)—52, David Palmer, Alabama ('91 Blockbuster, TD).
†Interception Return (CU)—95, Marcus Washington (vs. Oregon, '96 Cotton).
Interception Return (Opponent)—78, George White, Boston College, ('99 Insight.com, TD).
Field Goal (CU)—54, Mason Crosby (vs. UTEP, '04 Houston).
Field Goal (Opponent)—55, Russell Erxleben, Texas ('75 Bluebonnet).
Punt—68, John Torp (vs. Clemson, '05 Champs Sports).
†—**NCAA Bowl Records.**

ALL-TIME BOWL STATISTICS

RUSHING	G	ATT	YARDS	AVG.	TD
Bobby Anderson.....	2	52	362	7.0	5
Eric Bieniemy.....	3	70	296	4.2	3
Cortlen Johnson.....	3	26	230	8.8	2
Kordell Stewart.....	3	23	222	9.7	1
Rashaan Salaam.....	2	50	218	4.4	6
Charlie Davis.....	1	51	214	4.2	2
Darian Hagan.....	4	46	164	3.6	1
Herchell Troutman.....	3	24	144	6.0	1
Chris Brown.....	2	37	127	3.4	1
James Hill.....	4	19	126	6.6	1
John Bayuk.....	1	23	121	5.3	2
Dwayne Cherrington.....	3	13	115	8.8	0
Jim Bratten.....	1	19	111	5.8	0
George Hemingway.....	2	17	101	5.9	0
Lamont Warren.....	3	27	100	3.7	0
Bobby Purify.....	2	28	99	3.5	0
Tony Reed.....	2	35	99	2.8	0
Ken Johnson.....	2	22	91	4.1	1
Erich Kissick.....	3	15	88	5.8	0
Michael Marquez.....	2	17	88	5.2	0
Ward Walsh.....	2	20	85	4.3	2
John Tarver.....	2	17	76	4.5	0
Wilmer Cooks.....	1	17	74	4.4	1
Hugh Charles.....	2	20	67	3.4	1
Paul Arendt.....	1	29	65	2.2	0
Bob Stransky.....	1	7	59	8.4	0
Larry Plantz.....	1	7	56	8.0	1
Byron White.....	1	23	54	2.3	0
Marcus Stiggers.....	3	5	52	10.4	0
Lendon Henry.....	3	19	50	2.6	0
Mark Hatcher.....	2	22	50	2.3	1
Marlon Barnes.....	2	13	49	3.7	0
Sal Aunese.....	1	14	49	3.5	0
Billy Waddy.....	2	2	46	23.0	0
J.J. Flannigan.....	2	12	45	3.8	0
Jim Kelleher.....	2	17	44	2.6	0

Marv Whitaker.....	1	1	43	43.0	0
Dan Kelly.....	1	12	38	3.2	0
Bo Matthews.....	2	9	37	4.1	0
Eddie Dove.....	1	6	36	6.0	0
Emery Moorehead.....	2	10	36	3.6	0
O.C. Oliver.....	1	11	36	3.3	0
Howard Cook.....	1	6	35	5.8	1
Damion Barton.....	2	5	31	6.2	0
Ron Brown.....	1	8	26	3.3	0
Anthony Weatherspoon.....	1	8	26	3.3	1
Mike Moschetti.....	2	17	26	1.5	1
Mike Pritchard.....	3	2	24	12.0	0
John Torp.....	2	1	22	22.0	0
Blake Mackey.....	1	1	20	20.0	0
Terry Kunz.....	1	10	20	2.0	1
Erv Cheney.....	1	9	19	2.1	0
Lawrence Vickers.....	2	9	19	2.1	0
Cliff Branch.....	2	2	17	8.5	0
Zac Colvin.....	2	5	17	3.4	1
Boyd Dowler.....	1	6	16	2.7	1
Jon Keyworth.....	1	6	16	2.7	0
Brian Calhoun.....	1	9	16	1.8	0
David Andrews.....	3	3	15	5.0	0
Vince Reed.....	1	6	15	2.5	0
Roman Hollowell.....	3	2	14	7.0	0
Darren Fisk.....	2	5	14	2.8	0
Phil Savoy.....	2	1	13	13.0	0
Jeff Knapple.....	1	5	13	2.6	0
Sam Smith.....	1	11	13	1.2	0
John Stearns.....	2	2	10	5.0	0
Eric McCarty.....	2	4	9	2.3	0
Loren Schweningen.....	1	5	9	1.8	0
A.J. Page.....	1	2	8	4.0	0
Byron Ellis.....	2	3	8	2.7	0
Ralph Herbst.....	1	1	7	7.0	0
Gary Campbell.....	1	1	7	7.0	0
Gale Weidner.....	1	1	6	6.0	0
Brandon Drumm.....	2	3	6	2.0	0
Jeff Campbell.....	3	3	5	1.7	0
Scott Phillips.....	1	3	5	1.7	1
Vance Joseph.....	1	1	5	5.0	0
Judd Johns.....	1	2	5	2.5	0
Jack Becker.....	1	1	4	4.0	0
Cam Jones.....	1	1	4	4.0	0
Steve Engel.....	1	2	4	2.0	0
Joe Antonio.....	1	2	4	2.0	0
Leon Mavity.....	1	3	4	1.3	0
Robert Hodge.....	1	1	3	3.0	0
Ted Woods.....	1	4	3	0.8	0
Ayyub Abdul-Rahmaan.....	3	5	3	0.4	1
Steve Dal Porto.....	1	1	2	2.0	0
James Mayberry.....	1	1	2	2.0	0
Bill Harris.....	1	3	2	0.7	0
Bob Hill.....	1	1	1	1.0	0
Bud Morley.....	1	2	1	0.5	0
Tyler Littlehales.....	1	1	-2	-2.0	0
John Farler.....	1	3	-3	-1.0	0
Koy Detmer.....	2	6	-4	-1.5	0
Bobby Pesavento.....	1	2	-5	-2.5	0
Paul Reeves.....	1	1	-5	-5.0	0
Darnell Brooks.....	1	2	-6	-3.0	0
Larry Brunson.....	1	1	-8	-8.0	0
David Williams.....	1	11	-9	-0.8	0
John Hessler.....	1	11	-9	-0.8	1
Charles E. Johnson.....	4	1	-10	-10.0	0
Tom Rouen.....	2	1	-11	-11.0	0
Joel Klatt.....	1	7	-16	-2.2	0
Craig Ochs.....	1	5	-20	-4.0	0
James Cox.....	1	6	-21	-3.5	0
Charles S. Johnson.....	2	4	-25	-6.3	0
Jim Hickey.....	1	2	-26	-13.0	0
Marc Walters.....	1	8	-27	-3.4	0
Rico Smith.....	2	1	-33	-33.0	0
Team.....	-	3	-3	-1.0	0



Kordell Stewart



Ben Kelly

PASSING	G	ATT-COM-INT	YDS	TD
Kordell Stewart	3	76-36-3	546	3
Koy Detmer	2	46-26-0	392	3
Mike Moschetti	2	48-26-1	380	5
Joel Klatt	1	33-24-0	333	2
Darian Hagan	4	56-19-4	304	2
Ken Johnson	1	45-23-3	220	1
David Williams	1	25-17-2	177	2
Craig Ochs	1	20-13-1	140	1
Bobby Pesavento	1	27-11-2	139	0
Jeff Knapple	1	22- 8-2	137	1
John Hessler	1	26-11-2	115	2
Gale Weidner	1	36-11-0	98	0
Bobby Anderson	2	14- 8-0	90	0
Brian White	1	12- 7-0	81	1
Charles S. Johnson	2	6- 5-0	80	0
Marc Walters	1	8- 5-1	71	0
Robert Hodge	1	13- 6-3	62	1
Mark Hatcher	2	13- 3-0	53	0
Jim Bratten	1	11- 3-3	49	0
Sal Aunese	1	13- 4-1	46	0
Joe Duenas	1	4- 3-0	35	0
Dan Kelly	1	11- 5-1	33	0
Barry Helton	2	1- 1-0	31	1
Andy Mitchell	2	1- 1-0	28	0
James Cox	1	12- 4-0	26	0
Zac Colvin	2	7- 4-0	24	1
Paul Arendt	1	7- 3-1	20	0
Jeff Campbell	3	1- 1-0	18	0
Bud Morley	1	1- 1-0	18	0
Cliff Branch	1	1- 1-0	11	0
Bob Stransky	1	1- 1-0	9	0
Byron White	1	7- 1-1	9	1
Cortlen Johnson	1	1- 1-0	8	0
Frank Montera	1	3- 1-0	7	0
Loy Alexander	1	1- 0-0	0	0
Eric Bieniemy	3	1- 0-0	0	0
James Hill	4	1- 0-0	0	0
Lamont Warren	3	1- 0-0	0	0
Howard Cook	1	1- 0-0	0	0
Boyd Dowler	1	1- 0-0	0	0
Jon Embree	2	1- 0-0	0	0
Steve Gaunty	1	1- 0-0	0	0
Dick Robert	1	1- 0-0	0	0
Jeff Austin	1	1- 0-0	0	0

RECEIVING	G	NO.	YARDS	AVG.	TD
Michael Westbrook	4	14	283	20.2	1
Rae Carruth	4	10	193	19.3	2
Darrin Chiaverini	3	10	190	19.0	2
James Kidd	4	5	173	34.6	0
Daniel Graham	3	14	160	11.4	2
Joe Klopfenstein	3	6	139	23.2	1
Marcus Stiggers	3	6	122	20.3	1
Charles E. Johnson	4	8	111	13.9	2
Phil Savoy	3	6	104	17.3	1
Don Hasselbeck	2	7	102	14.6	1
Emery Moorehead	2	7	93	13.3	1
Jon Embree	2	4	88	22.0	1
Tony Reed	2	5	68	13.6	0
Evan Judge	2	3	66	22.0	1
Derek McCoy	1	5	66	13.2	0
Monte Huber	2	7	63	9.0	0
Mike Pritchard	3	4	61	15.3	0
Christian Fauria	4	8	59	7.4	1
Erich Kissick	3	4	56	14.0	0
Jon Keyworth	1	3	55	18.3	0
Jerry Hillebrand	1	4	52	13.0	0
Bob Masten	3	4	52	13.0	0
Cortlen Johnson	3	3	50	16.7	0
Quinn Sypniewski	3	4	50	12.5	1
Eric Bieniemy	3	3	49	16.3	0
Rick Elwood	1	3	49	16.3	0
Steve Dal Porto	2	4	46	11.5	0
J.V. Cain	1	4	45	11.3	0
Ozell Collier	1	2	43	21.5	0
Sean Brown	2	4	42	10.5	0
Mike Pruett	2	3	41	13.7	0
Bobby Purify	3	6	41	6.8	0
Roman Hollowell	3	3	38	12.7	1
Matt Brunson	1	3	35	11.7	0
Ron Monteilh	2	4	34	8.5	0
James Hill	3	2	33	17.5	0
Blake Mackey	1	2	32	16.0	0
Lendon Henry	3	5	31	6.2	0
D.J. Hackett	1	3	30	10.0	2
Ryan Black	2	1	28	28.0	0
Willie Nichols	3	2	28	14.0	0
T.J. Cunningham	2	1	27	27.0	0
Cedric Cormier	2	3	27	9.0	0
Lawrence Vickers	3	2	26	13.0	0
Javon Green	3	5	25	5.0	1
Drew Ferrando	2	2	25	12.5	0
John Meadows	1	3	24	8.0	0
Lamont Warren	2	1	24	24.0	0
Mark Henry	3	2	22	11.0	0
Dwayne Cherrington	3	3	21	7.0	0
Ron Monteilh	1	1	20	20.0	0
Dave Logan	1	3	20	6.7	1
Dusty Sprague	2	3	20	6.7	0
O.C. Oliver	1	1	19	19.0	0
Chris Anderson	3	2	19	9.5	0
Matt Lepsis	4	3	19	6.3	1
Frank Clarke	1	1	18	18.0	0
Patrick Williams	1	1	17	17.0	0
Sean Embree	3	2	17	8.5	1
John Perak	1	1	16	16.0	0
Larry Brunson	1	2	16	8.0	1
Brandon Drumm	3	2	16	8.0	0
Leon Mavity	1	2	15	7.5	0
Rico Smith	2	1	15	15.0	0
Marcus Houston	1	1	14	14.0	0
Jim Kelleher	1	1	14	14.0	0
Herchell Troutman	3	4	14	3.5	0
Lance Carl	1	1	13	13.0	0
George Hemingway	2	2	13	6.5	0
Charlie Davis	2	8	13	1.6	0
Steve Gaunty	1	1	11	11.0	0
John Donahoe	2	1	11	11.0	0
M.J. Nelson	2	1	11	11.0	0
Michael Marquez	1	1	10	10.0	0

STATISTICS

Mike Duren	1	2	10	5.0	0
Boyd Dowler	1	1	9	9.0	0
Vince Reed	1	1	9	9.0	0
Jon Boman	2	1	9	9.0	0
Joe Antonio	1	1	8	8.0	1
Marcus Washington	3	1	8	8.0	0
Ed Coleman	1	1	7	7.0	0
Loren Schweninger	1	2	7	3.5	0
Terry Kunz	1	1	6	6.0	0
Rashaan Salaam	2	1	6	6.0	0
Tom Corson	1	1	5	5.0	0
John Minardi	2	1	5	5.0	0
Hugh Charles	2	2	5	2.5	0
Gary Campbell	2	1	2	2.0	0
Cliff Branch	2	1	1	1.0	0
Beau Williams	2	1	1	1.0	0
Brian Calhoun	1	1	-1	-1.0	0
Larry Plantz	1	1	-1	-1.0	0

PUNTING	G	NO.	YARDS	AVG.	LONG
John Torp	2	13	647	49.8	68
Bob Stransky	1	1	44	44.0	44
Nick Pietsch	3	13	565	43.5	62
Mitch Berger	3	19	810	42.6	62
Byron White	1	8	449	41.6	58
Mark Mariscal	3	11	204	40.8	51
Tom Rouen	2	10	401	40.1	59
John Stearns	3	15	595	39.7	56
Keith English	1	2	78	39.0	43
Barry Helton	2	10	383	38.3	54
Paul Reeves	1	1	38	38.0	38
Dick Robert	1	2	75	37.5	41
Dick Anderson	1	7	244	34.9	55
Boyd Dowler	1	4	139	34.8	44
Andy Mitchell	2	8	258	32.3	44
Stan Koleski	2	10	312	31.2	45
Billy Waddy	1	30	30	30.0	30
Chuck McBride	1	6	177	28.5	38
Dan Kelly	1	1	24	24.0	24



Derek McCoy

PUNT RETURNS	G	NO.	YARDS	AVG.	TD
Ben Kelly	3	8	128	16.0	1
Eric Harris	1	1	13	13.0	0
Dick Anderson	1	1	12	12.0	0
Steve Beck	2	1	12	12.0	0
Jeff Campbell	3	3	36	12.0	0
Paul Reeves	1	1	10	10.0	0
Deon Figures	4	4	38	9.5	0
Claude Crabb	1	1	9	9.0	0
Roman Hollowell	3	3	25	8.3	0
Steve Rosga	4	4	32	8.0	0
Eddie Dove	1	1	8	8.0	0
Jo Jo Collins	2	4	31	7.8	0
Bob Stransky	1	2	15	7.5	0
Rico Smith	2	2	13	6.5	0
Charlie Greer	1	2	12	6.0	0
Chris Hudson	4	2	12	6.0	0
Stephone Robinson	2	4	22	5.5	0
Bobby Morris	1	1	5	5.0	0
Pat Murphy	1	1	5	5.0	0
Lyle Pickens	1	1	3	3.0	0
Jeremy Bloom	1	3	8	2.7	0
Toray Elton Davis	2	1	2	2.0	0
Ted Woods	1	1	1	1.0	0
Dave Logan	1	1	1	1.0	0
Cullen Bryant	1	4	3	0.8	0
Darian Hagan	4	1	0	0.0	0
Charles E. Johnson	4	1	0	0.0	0
Byron White	1	1	0	0.0	0
Mike McCoy	1	1	-3	-3.0	0

KICKOFF RETURNS	G	NO.	YARDS	AVG.	TD
Steve Engel	2	3	122	40.7	1
Ben Kelly	2	3	121	40.3	1
Loy Alexander	1	1	33	33.0	0
Pat Murphy	1	1	28	28.0	0
Ted Woods	1	1	27	27.0	0
Larry Plantz	1	1	26	26.0	0
James Kidd	1	2	51	25.5	0
Billy Waddy	2	5	126	25.2	0
Keith Pontiflet	1	2	47	23.5	0
Dave McCloughan	3	2	46	23.0	0
Bob Stransky	1	1	23	23.0	0
Bob Anderson	2	1	23	23.0	0
Michael Westbrook	2	1	22	22.0	0
Mike Pritchard	2	3	65	21.7	0
Byron White	1	3	65	21.7	0
Roman Hollowell	3	6	127	21.2	0
Cliff Branch	2	6	125	20.8	0
Terrence Wheatley	1	3	61	20.3	0
Ron Rieger	2	2	38	19.0	0
Charles E. Johnson	3	4	74	18.5	0
Clyde Surrell	1	2	37	18.5	0
Ozell Collier	1	4	73	18.3	0
T.J. Cunningham	1	1	18	18.0	0
Hugh Charles	2	2	35	17.5	0
Gary Campbell	1	1	17	17.0	0
Chris Hudson	1	1	17	17.0	0
M.J. Nelson	2	5	83	16.6	0
Roderick Sneed	2	3	49	16.3	0
James Mayberry	1	2	32	16.0	0
Gary Kuxhaus	1	1	15	15.0	0
Steve Gaunty	1	1	15	15.0	0
Stephone Robinson	2	3	44	14.7	0
Jeff Nabholz	2	1	14	14.0	0
Bill Harris	1	2	27	13.5	0
Tim James	1	1	13	13.0	0
Herchell Troutman	2	4	49	12.5	0
Marcus Stiggers	3	1	12	12.0	0
Boyd Dowler	1	1	12	12.0	0
Larry Brunson	1	1	11	11.0	0
Bob Masten	3	1	11	11.0	0
Willie Nichols	1	1	9	9.0	0
Brendan Schaub	2	1	8	8.0	0

STATISTICS

Lendon Henry	3	3	23	7.7	0
Jim Kelleher	1	2	13	6.5	0
Ryan Johannngmeier	1	1	5	5.0	0
Sean Embree	3	1	3	3.0	0
Damen Dickey	1	1	0	0.0	0
Erich Kissick	1	1	0	0.0	0
Ryan Olson	1	1	0	0.0	0
Darrin Chiaverini	1	1	-7	-7.0	0

INTERCEPTIONS	G	NO.	YARDS	AVG.	TD
Bob Stransky	1	2	53	26.5	0
Greg Thomas	3	2	23	11.5	0
Tom Hubbard	2	2	1	0.5	0
Marcus Washington	1	1	95	95.0	1
Donald Strickland	3	1	91	91.0	1
Loren Schweningen	1	1	59	59.0	1
Byron White	1	1	47	47.0	1
Dwayne Davis	3	1	41	41.0	0
Nick Ziegler	2	1	31	31.0	1
Jashon Sykes	2	1	29	29.0	1
Pat Murphy	1	1	28	28.0	0
Deon Figures	4	1	27	27.0	0
Steve Rosga	2	1	26	26.0	0
Rashidi Barnes	3	1	21	21.0	1
Tyrone Henderson	2	1	19	19.0	0
Ronnie Bradford	4	1	17	17.0	0
Robbie Robinson	2	1	14	14.0	0
Isaac Howard	1	1	9	9.0	0
Bill Harris	1	1	8	8.0	0
Barry Remington	2	1	8	8.0	0
Michael Lewis	2	1	7	7.0	0
Ted Johnson	4	1	7	7.0	0
Darin Schubeck	2	1	3	3.0	0
Gene Grove	1	1	3	3.0	0
Claude Crabb	1	1	0	0.0	0
Brian Foster	1	1	0	0.0	0
Charlie Greer	1	1	0	0.0	0
Maurice Henriques	1	1	0	0.0	0
Dave McCloughan	3	1	0	0.0	0
John Sanders	1	1	0	0.0	0
David Tate	2	1	0	0.0	0



Christian Fauria

SCORING	G	TD	2Pt	XP	FG	PTS
Rashaan Salaam	2	6	0-0	0-0	0-0	36
Jeremy Aldrich	3	0	0-0	15-15	7-9	36
Bob Anderson	2	5	0-0	0-0	0-0	30
Mason Crosby	2	0	0-0	4-4	5-7	19
Eric Bieniemy	3	3	0-0	0-0	0-0	18
Mitch Berger	3	0	0-0	6-8	3-4	15
Neil Voskeritchian	2	0	0-0	7-10	2-2	13
John Bayuk	1	2	0-0	0-0	0-0	12
Rae Carruth	4	2	0-0	0-0	0-0	12
Darrin Chiaverini	3	2	0-0	0-0	0-0	12
Charlie Davis	2	2	0-0	0-0	0-0	12
D.J. Hackett	1	2	0-0	0-0	0-0	12
Dave Haney	2	0	0-0	6-6	2-2	12
Daniel Graham	3	2	0-0	0-0	0-0	12
Charles E. Johnson	3	2	0-0	0-0	0-0	12
Cortlen Johnson	2	2	0-0	0-0	0-0	12
Ben Kelly	3	2	0-0	0-0	0-0	12
Ward Walsh	1	2	0-0	0-0	0-0	12
Jim Harper	2	0	0-0	3-3	2-2	9
Byron White	1	1	0-0	2-2	0-0	8
Howard Cook	1	1	0-0	1-1	0-0	7
Ayyub Abdul-Rahmaan	2	1	0-0	0-0	0-0	6
Joe Antonio	1	1	0-0	0-0	0-0	6
Rashidi Barnes	3	1	0-0	0-0	0-0	6
Chris Brown	2	1	0-0	0-0	0-0	6
Larry Brunson	1	1	0-0	0-0	0-0	6
Hugh Charles	2	1	0-0	0-0	0-0	6
Zac Colvin	1	1	0-0	0-0	0-0	6
Boyd Dowler	1	1	0-0	0-0	0-0	6
Brandon Drumm	2	1	0-0	0-0	0-0	6
Jon Embree	2	1	0-0	0-0	0-0	6
Sean Embree	3	1	0-0	0-0	0-0	6
Steve Engel	1	1	0-0	0-0	0-0	6
John Farler	1	0	0-0	3-3	1-1	6
Christian Fauria	4	1	0-0	0-0	0-0	6
Javon Green	1	1	0-0	0-0	0-0	6
Darian Hagan	2	1	0-0	0-0	0-0	6
Don Hasselbeck	2	1	0-0	0-0	0-0	6
Mark Hatcher	2	1	0-0	0-0	0-0	6
John Hessler	1	1	0-0	0-0	0-0	6
James Hill	4	1	0-0	0-0	0-0	6
Roman Hollowell	3	1	0-0	0-0	0-0	6
Ken Johnson	2	1	0-1	0-0	0-0	6
Evan Judge	2	1	0-0	0-0	0-0	6
Joe Klopfenstein	3	1	0-0	0-0	0-0	6
Terry Kunz	1	1	0-0	0-0	0-0	6
Donnell Leomiti	1	1	0-0	0-0	0-0	6
Matt Lepsis	3	1	0-0	0-0	0-0	6
Dave Logan	1	1	0-0	0-0	0-0	6
Emery Moorehead	2	1	0-0	0-0	0-0	6
Mike Moschetti	2	1	0-0	0-0	0-0	6
Scott Phillips	1	1	0-0	0-0	0-0	6
Phil Savoy	2	1	0-0	0-0	0-0	6
Loren Schweningen	1	1	0-0	0-0	0-0	6
Kordell Stewart	3	1	0-0	0-0	0-0	6
Marcus Stiggers	2	1	0-0	0-0	0-0	6
Donald Strickland	3	1	0-0	0-0	0-0	6
Jashon Sykes	2	1	0-0	0-0	0-0	6
Quinn Sypniewski	3	1	0-0	0-0	0-0	6
Herchell Troutman	2	1	0-0	0-0	0-0	6
Lamont Warren	2	1	0-0	0-0	0-0	6
Marcus Washington	1	1	0-0	0-0	0-0	6
Anthony Weatherspoon	1	1	0-0	0-0	0-0	6
Michael Westbrook	2	1	0-0	0-0	0-0	6
Damon Wheeler	2	1	0-0	0-0	0-0	6
Nick Ziegler	2	1	0-0	0-0	0-0	6
J.B. Dean	1	0	0-0	2-3	1-1	5
Pat Blottiaux	1	0	0-0	2-2	1-3	5
Patrick Brougham	1	0	0-0	5-5	0-1	5
Larry Eckel	1	0	0-0	2-2	1-1	5
Mark Zetterberg	1	0	0-0	1-1	1-2	4
Dave DeLine	1	0	0-0	0-0	1-2	3
Jeremy Flores	1	0	0-0	0-1	1-2	3
Fred Lima	1	0	0-0	0-0	1-2	3
Tom MacKenzie	1	0	0-0	3-3	0-0	3
Mark Mariscal	1	0	0-0	2-2	0-0	2
Ellwyn Indorf	1	0	0-0	2-3	0-0	2
Dave Bartlet	1	0	0-0	1-1	0-0	1
Jerry Hillebrand	1	0	0-0	1-1	0-1	1